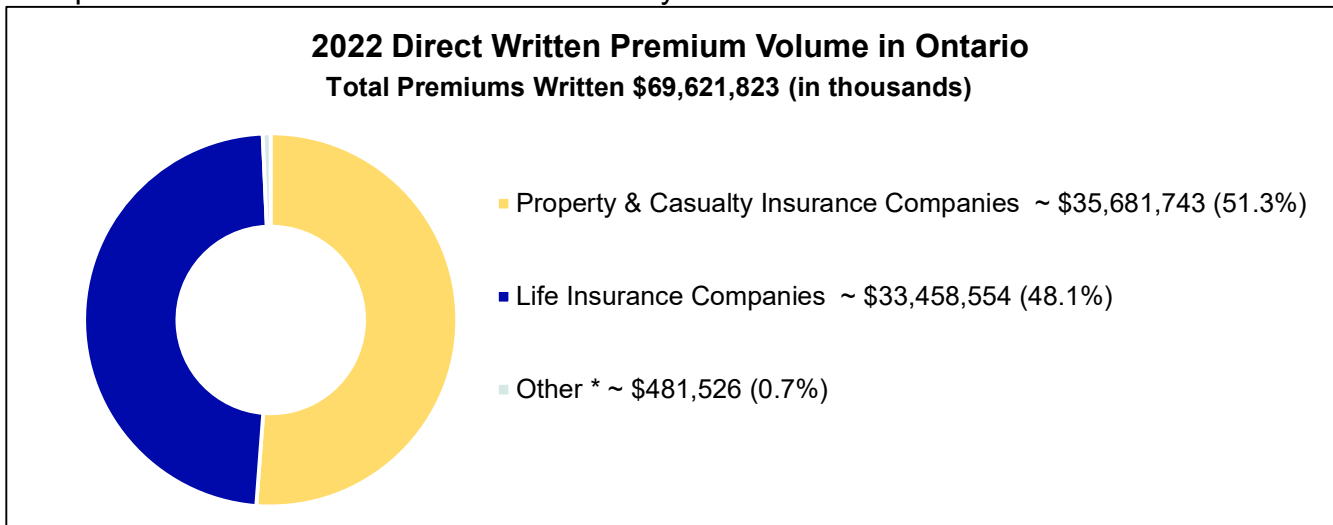


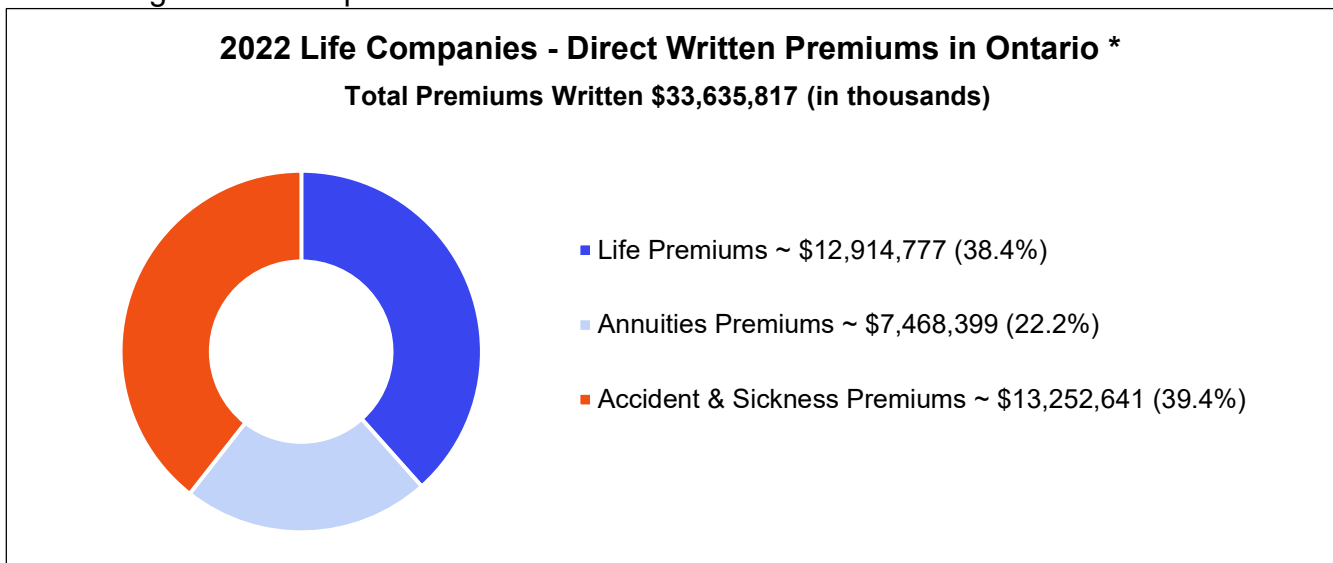
2022 Chief Executive Officer’s Report on Insurance

Insurance is a \$70 billion business in Ontario. In 2022, of the total premium dollar volume, 51.3 per cent went to the property and casualty (including automobile) insurance industry and 48.1 per cent went to the life insurance industry.



* includes Fraternal and Reciprocal

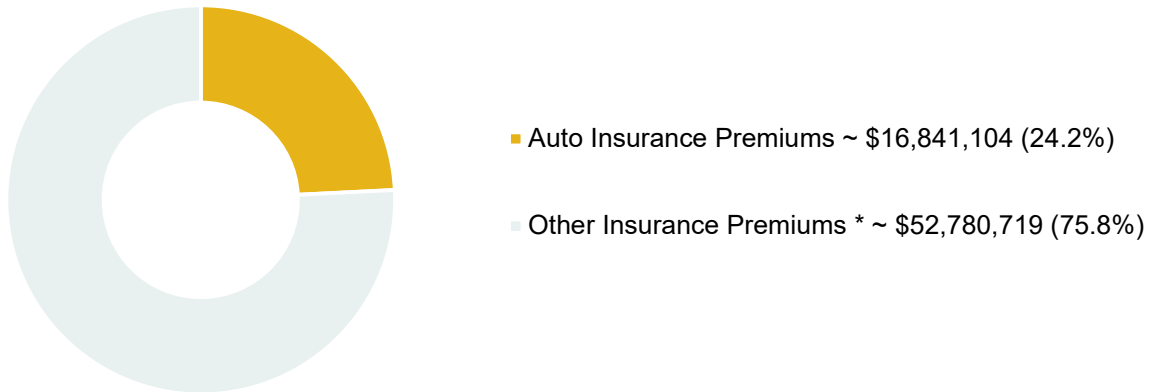
Of the \$34 billion spent on premiums to the life insurers, 39.4 per cent went to the purchase of accident & sickness coverage, 38.4 per cent also to the purchase of individual and group life coverages and 22.2 per cent went to annuities.



* includes Fraternal

2022 Auto vs. Non-Auto Direct Written Premium Volume in Ontario

Total Premiums Written \$69,621,823 (in thousands)



* Other Insurance Premiums include P&C and Life

2022 Direct Written Premium Volume in Ontario

Total Premiums Written \$69,621,823 (in thousands)

Property & Casualty Insurance Companies		Life Insurance Companies		Other *	
\$	%	\$	%	\$	%
35,681,743	51.3	33,458,554	48.1	481,526	0.7

Total \$69,621,823

* includes Fraternal and Reciprocal

2022 Life Companies - Direct Written Premiums in Ontario *

Total Premiums Written \$33,635,817 (in thousands)

	Life Premiums		Annuities Premiums		Accident & Sickness Premiums	
	\$	%	\$	%	\$	%
Group	2,486,457	7.4	5,533,158	16.5	11,819,343	35.1
Individual	10,428,320	31.0	1,935,241	5.8	1,433,298	4.3
Sub-Total	12,914,777	38.4	7,468,399	22.2	13,252,641	39.4

Total 33,635,817

* includes Fraternal

2022 Auto vs. Non-Auto Direct Written Premium Volume in Ontario

Total Premiums Written \$69,621,823 (in thousands)

Auto Insurance Premiums		Other Insurance Premiums *	
\$	%	\$	%
16,841,104	24.2	52,780,719	75.8

Total 69,621,823

* Other Insurance Premiums include P&C and Life

PROPERTY AND CASUALTY COMPANIES

FINANCIAL SUMMARY Year ended December 31, 2022 (in thousands)			ONTARIO BUSINESS		TOTAL COMPANY				
			Direct Written Premiums	Direct Claims Incurred	Total Assets	Total Liabilities	Excess of assets over liabilities	Claims Incurred to earned premium	Net Income / Loss
Notes	Insurance No.	Name	\$	\$	\$	\$	\$	%	\$
ONTARIO									
	51	ALGOMA MUTUAL INSURANCE COMPANY	11,018	2,593	21,856	12,518	9,338	34%	969
	52	AMHERST ISLAND MUTUAL INSURANCE COMPANY	1,448	797	5,817	1,964	3,853	41%	0
7	4493	AXIOM MUTUAL INSURANCE COMPANY	33,718	18,798	121,067	57,580	63,487	61%	0
	606	AYR FARMERS' MUTUAL INSURANCE COMPANY	41,591	30,912	116,311	48,169	68,142	78%	0
	607	BAY OF QUINTE MUTUAL INSURANCE CO.	28,313	17,489	75,187	28,715	46,472	59%	0
	608	BERTIE AND CLINTON MUTUAL INSURANCE COMPANY	20,345	11,724	73,948	22,376	51,572	64%	0
	610	BRANT MUTUAL INSURANCE COMPANY	7,574	6,006	15,432	9,309	6,123	68%	0
	2	CAA INSURANCE COMPANY	716,612	418,684	1,189,668	847,089	342,579	67%	0
	4439	CARADOC TOWNSEND MUTUAL INSURANCE COMPANY	16,102	8,084	33,405	19,899	13,506	57%	0
	624	CAYUGA MUTUAL INSURANCE COMPANY	13,425	9,743	40,883	19,685	21,198	73%	0
	9482	COACHMAN INSURANCE COMPANY	31,687	12,769	129,935	80,641	49,294	60%	0
	616	DUFFERIN MUTUAL INSURANCE COMPANY	9,461	3,349	20,157	11,365	8,792	36%	4
	643	DUMFRIES MUTUAL INSURANCE COMPANY	20,425	12,819	77,777	35,560	42,217	77%	0
	648	EDGE MUTUAL INSURANCE COMPANY	45,784	23,530	84,418	51,069	33,349	55%	902
	620	ERIE MUTUAL FIRE INSURANCE COMPANY	8,683	6,758	30,422	14,464	15,958	70%	0
	856	FENCHURCH GENERAL INSURANCE COMPANY	51,488	30,425	109,828	87,899	21,929	85%	0
	4114	GERMANIA MUTUAL INSURANCE COMPANY	32,220	13,915	67,611	39,924	27,687	47%	635
	625	GRENVILLE MUTUAL INSURANCE COMPANY	33,930	42,771	89,734	56,476	33,258	74%	0
	627	HALWELL MUTUAL INSURANCE COMPANY	33,929	18,396	79,982	41,934	38,048	52%	0
	628	HAMILTON TOWNSHIP MUTUAL INSURANCE COMPANY	37,666	35,471	91,113	53,506	37,607	68%	0
	631	HOWARD MUTUAL INSURANCE COMPANY	16,743	13,750	59,628	27,176	32,452	78%	0
	4218	HOWICK MUTUAL INSURANCE COMPANY	28,340	16,486	55,822	32,906	22,916	63%	0
	633	KENT & ESSEX MUTUAL INSURANCE COMPANY	51,202	28,117	129,436	65,795	63,641	62%	0
	636	L&A MUTUAL INSURANCE COMPANY	15,621	9,892	30,370	20,167	10,203	71%	0
	635	LAMBTON MUTUAL INSURANCE COMPANY	32,386	19,997	83,459	42,369	41,090	72%	0
	2162	LAWYERS' PROFESSIONAL INDEMNITY COMPANY	126,286	67,832	772,671	511,240	261,431	72%	0
9	644	MAPLE MUTUAL INSURANCE COMPANY	15,816	11,556	44,068	20,392	23,676	80%	0
	3658	MAX INSURANCE	5,955	3,088	56,483	43,052	13,431	54%	0
	639	MCKILLOP MUTUAL INSURANCE COMPANY	16,223	6,867	37,256	18,445	18,811	52%	880
	3100	MIDDLESEX MUTUAL INSURANCE CO.	14,627	9,380	47,077	17,417	29,660	66%	0
	93	NORTH BLENHEIM MUTUAL INSURANCE COMPANY	19,757	13,751	48,598	28,630	19,968	73%	0
	4460	NOVA MUTUAL INSURANCE COMPANY	36,685	20,069	72,093	45,594	26,499	58%	0
	649	PEEL MUTUAL INSURANCE COMPANY	57,389	31,741	118,130	73,445	44,685	58%	0
	3650	PRO-DEMUNITY INSURANCE COMPANY	44,614	19,111	157,234	118,834	38,400	54%	4,041
	652	SOUTH EASTHOPE MUTUAL INSURANCE COMPANY	22,905	11,452	80,146	32,631	47,515	50%	261
	4217	THE COMMONWELL MUTUAL INSURANCE GROUP	237,324	209,157	612,453	380,520	231,933	65%	0
	658	THE WEST WAWANOSH MUTUAL INSURANCE COMPANY	25,030	11,667	67,900	31,307	36,593	53%	0
	109	THE WESTMINSTER MUTUAL INSURANCE COMPANY	12,010	5,416	32,187	17,092	15,095	37%	985
	3651	TRADITION MUTUAL INSURANCE COMPANY	20,649	10,435	57,547	22,882	34,665	52%	87
	3730	TRILLIUM MUTUAL INSURANCE COMPANY	80,504	36,177	172,782	102,145	70,637	45%	2,132
	2803	TTC INSURANCE COMPANY LIMITED	0	0	135,755	135,655	100	0	0
	656	USBORNE AND HIBBERT MUTUAL FIRE INSURANCE COMPANY	13,364	4,762	51,693	14,608	37,085	36%	523
	617	WEST ELGIN MUTUAL INSURANCE COMPANY	18,607	8,550	54,219	24,878	29,341	54%	0
	659	YARMOUTH MUTUAL INSURANCE COMPANY	15,580	10,322	34,346	21,291	13,055	72%	0
			2,123,036	1,304,608	5,485,904	3,388,613	2,097,291		11,419
EXTRA PROVINCIAL									
	2512	BELAIR INSURANCE COMPANY INC.	887,053	542,078	4,549,665	3,706,721	842,944	56%	142,641
	3783	CANADIAN FARM INSURANCE CORP.	36	5	20,612	3,294	17,318	42%	2,321
1	4520	FORTRESS INSURANCE COMPANY	506	0	25,045	16,422	8,623	47%	0
	4503	FOUR POINTS INSURANCE COMPANY LTD.	1,587	32	24,886	14,606	10,280	35%	424
	3759	GMS INSURANCE INC.	20,670	12,491	45,135	26,016	19,119	72%	0
	3400	INDUSTRIAL ALLIANCE PACIFIC GENERAL INSURANCE CORPORATION	70,651	11,800	732,024	592,726	139,298	14%	23,284
	3849	L'UNIQUE GENERAL INSURANCE INC.	2	23	827,283	514,962	312,321	55%	54,466
3	4161	MILLENNIUM INSURANCE CORPORATION	31,288	6,039	954,058	784,653	169,405	63%	6,241

596	OPTIMUM INSURANCE COMPANY INC.	58,060	29,928	301,054	218,902	82,152	50%	3,668	
4216	ORION TRAVEL INSURANCE COMPANY	46,270	28,947	116,245	89,883	26,362	87%	0	
4355	RED RIVER MUTUAL INSURANCE COMPANY	4,149	1,296	356,949	242,638	114,311	54%	3,550	
2867	SGI CANADA INSURANCE SERVICES LTD.	136,829	89,927	1,043,515	767,557	275,958	69%	0	
8	4499	THE INSURANCE COMPANY OF PRINCE EDWARD ISLAND	11,082	960	144,321	115,830	28,491	53%	4,309
4213	THE MUTUAL FIRE INSURANCE COMPANY OF BRITISH COLUMBIA	48,542	18,647	281,686	206,056	75,630	50%	10,411	
3360	TRANS GLOBAL INSURANCE COMPANY	4,585	46	8,131	2,514	5,617	1%	1,456	
375	UNICA INSURANCE INC.	174,354	101,448	476,235	281,539	194,696	63%	10,530	
		1,495,664	843,667	9,906,844	7,584,319	2,322,525		263,301	

FEDERAL

5	271	AIG INSURANCE COMPANY OF CANADA	528,276	227,468	4,929,972	4,125,016	804,956	36%	174,182
	217	ALLSTATE INSURANCE COMPANY OF CANADA	1,135,608	799,728	5,389,119	4,260,899	1,128,220	69%	133,213
	4203	ARCH INSURANCE CANADA LTD.	136,624	44,874	751,267	651,019	100,248	55%	11,987
	3533	ASCENTUS INSURANCE LTD.	0	0	4,345	547	3,798	0%	16
	4413	ATRADIUS CRÉDITO Y CAUCION S.A. DE SEGUROS Y REASEGUROS	8,667	2,730	54,463	27,554	26,909	26%	4,416
	3101	AVIVA GENERAL INSURANCE COMPANY	708,311	334,347	2,769,881	2,654,086	115,795	0%	0
	331	AVIVA INSURANCE COMPANY OF CANADA	2,234,291	1,121,805	14,013,980	12,488,325	1,525,655	62%	199,305
	3931	CANADA GUARANTY MORTGAGE INSURANCE COMPANY	201,390	1,370	3,642,755	2,230,509	1,412,246	1%	387,074
	3600	CANADIAN NORTHERN SHIELD INSURANCE COMPANY	32	0	235,708	184,565	51,143	43%	17,170
	326	CANADIAN PREMIER GENERAL INSURANCE COMPANY	4,445	792	15,609	214	15,395	14%	2,241
	3604	CERTAS DIRECT INSURANCE COMPANY	313,376	170,708	1,540,049	1,292,700	247,349	64%	20,495
	4028	CERTAS HOME AND AUTO INSURANCE COMPANY	2,028,151	1,177,559	7,765,026	6,045,684	1,719,342	62%	131,142
	9608	CHUBB INSURANCE COMPANY OF CANADA	806,725	298,668	4,486,599	3,420,816	1,065,783	34%	275,808
	1012	CO-OPERATORS GENERAL INSURANCE COMPANY	1,860,336	1,125,125	9,043,300	6,687,391	2,355,909	57%	375,714
2	1608	COSECO INSURANCE COMPANY	0	0	0	0	0	0%	0
	720	CUMIS GENERAL INSURANCE COMPANY	164,976	90,326	505,945	378,667	0	66%	9,226
6	300	DEFINITY INSURANCE COMPANY	1,864,750	985,491	7,309,394	5,733,751	1,575,643	56%	182,783
	712	ECHELON INSURANCE	365,045	258,323	1,563,502	1,327,974	235,528	61%	0
	303	ELITE INSURANCE COMPANY	153,055	82,281	568,940	530,924	38,016	0%	0
	4407	ESURANCE INSURANCE COMPANY OF CANADA	0	0	3,902	110	3,792	0%	0
	2598	EVEREST INSURANCE COMPANY OF CANADA	99,594	47,566	798,651	696,994	101,657	68%	6,880
	3802	FCT INSURANCE COMPANY LTD.	154,902	26,649	502,212	294,105	208,107	16%	53,308
	1654	FEDERATED INSURANCE COMPANY OF CANADA	175,533	77,557	1,042,214	738,272	303,942	51%	56,683
	1057	FIRST NORTH AMERICAN INSURANCE COMPANY	4,495	2,223	11,785	4,414	7,371	41%	760
	347	GORE MUTUAL INSURANCE COMPANY	512,933	329,782	1,336,709	978,553	358,156	63%	10,854
	4153	HDI GLOBAL SPECIALTY SE	75,708	31,890	764,053	709,878	54,175	61%	1,452
	567	HEARTLAND FARM MUTUAL INC.	158,996	78,306	429,797	242,988	186,809	47%	7,351
	4495	HUDSON INSURANCE COMPANY	1,396	733	7333	2455	4,878	79%	0
	410	INTACT INSURANCE COMPANY	3,710,412	1,945,550	21,621,556	17,035,266	4,586,290	56%	650,243
	690	JEVCO INSURANCE COMPANY	94,103	58,694	1,144,604	930,912	213,692	56%	62,592
	4009	MIC INSURANCE COMPANY CANADA	0	0	41,658	16	41,642	0%	497
	2879	NORTHBRIDGE GENERAL INSURANCE CORPORATION	884,407	441,948	6,547,584	4,504,989	2,042,595	51%	383,140
	1749	NOVEX INSURANCE COMPANY	89,049	34,454	1,430,262	1,200,769	229,493	56%	64,968
	2912	OLD REPUBLIC INSURANCE COMPANY OF CANADA	209,993	80,362	809,988	652,225	157,763	39%	40,323
	3769	OMEGA GENERAL INSURANCE COMPANY	62,554	38,240	69,478	57,928	11,550	26%	668
	3746	PAFCO INSURANCE COMPANY	34,065	13,082	208,939	156,281	52,658	49%	15,290
	737	PEMBRIDGE INSURANCE COMPANY	612,133	422,275	1,475,318	1,192,336	282,982	73%	0
	672	PERTH INSURANCE COMPANY	1	4,683	349,446	262,358	87,088	56%	7,487
	3748	PETLINE INSURANCE COMPANY	25,858	17,279	28,075	12,217	15,858	64%	5,008
	9352	PILOT INSURANCE COMPANY	0	3,759	87,818	61,429	26,389	0%	0
	1396	PRIMUM INSURANCE COMPANY	328,293	170,084	2,202,869	1,793,912	408,957	59%	44,031
	372	QUEBEC ASSURANCE COMPANY	0	0	106,624	82,118	24,506	52%	5,887
	1669	RBC INSURANCE COMPANY OF CANADA	32,263	7,081	152,415	35,142	117,273	23%	30,615
	44	ROYAL & SUN ALLIANCE INSURANCE COMPANY OF CANADA	294,593	240,273	3,861,306	2,959,706	901,600	52%	271,117
	3718	S&Y INSURANCE COMPANY	76,547	51,182	259,426	249,249	10,177	0%	0
	3935	SAFETY NATIONAL CASUALTY CORPORATION	0	0	49,726	12,392	37,334	0%	3,205
	2896	SAGEN MORTGAGE INSURANCE COMPANY CANADA	258,441	1,101	6,730,816	3,127,339	3,603,477	3%	785,658
	119	SCOTIA GENERAL INSURANCE COMPANY	0	0	5,834	51	5,783	0%	0
	389	SCOTTISH & YORK INSURANCE CO. LIMITED	168,747	97,370	547,135	517,501	29,634	0%	0
10	397	SECURITY NATIONAL INSURANCE COMPANY	1,467,626	695,906	9,882,110	7,963,250	1,918,860	56%	272,182
	4488	SHELTER MUTUAL INSURANCE COMPANY	0	0	57,848	23,870	33,978	88%	0
	321	SONNET INSURANCE COMPANY	159,358	87,496	976,323	832,222	144,101	56%	13,606
	741	TD DIRECT INSURANCE INC.	0	0	17,047	4	17,043	0%	160
	353	TD GENERAL INSURANCE COMPANY	494,038	205,340	1,186,462	927,858	258,604	51%	31,863

1063	TD HOME AND AUTO INSURANCE COMPANY	15,594	0	448,666	151,656	297,010	15%	15,316
403	TEMPLE INSURANCE COMPANY	108,609	98,032	1,700,795	1,417,359	283,436	37%	53,323
250	THE BOILER INSPECTION AND INSURANCE COMPANY OF CANADA	27,283	12,358	331,856	228,904	102,952	28%	26,539
1797	THE DOMINION OF CANADA GENERAL INSURANCE COMPANY	797,991	393,526	3,536,576	2,368,575	1,168,001	57%	127,041
535	THE MISSISSQUOI INSURANCE COMPANY	0	0	519,390	369,322	150,068	56%	12,801
9408	THE NORDIC INSURANCE COMPANY OF CANADA	0	0	1,113,572	895,027	218,545	56%	65,605
9016	THE PERSONAL INSURANCE COMPANY	749,551	479,467	3,674,372	2,941,143	733,229	68%	83,386
356	THE PORTAGE LA PRAIRIE MUTUAL INSURANCE COMPANY	47,715	29,789	620,420	391,495	228,925	60%	0
529	THE SOVEREIGN GENERAL INSURANCE COMPANY	148,580	44,708	2,300,645	1,980,043	320,602	57%	51,380
477	THE WAWANESA MUTUAL INSURANCE COMPANY	785,358	507,696	10,210,825	6,429,531	3,781,294	69%	6,288
4	4517 TOKIO MARINE CANADA LTD.	6,192	765	85,817	25,033	60,784	40%	0
445	TRADERS GENERAL INSURANCE COMPANY	328,040	223,457	1,253,566	1,212,708	40,858	0%	0
1592	TRAFALGAR INSURANCE COMPANY OF CANADA	0	0	1,026,259	809,915	216,344	56%	64,006
2924	TRAVELERS INSURANCE COMPANY OF CANADA	168,884	31,736	1,480,947	865,066	615,881	25%	104,426
3875	TRISURA GUARANTEE INSURANCE COMPANY	259,871	63,811	1,311,785	1,112,464	199,321	17%	55,184
711	UNIFUND ASSURANCE COMPANY	584,820	435,891	2,548,745	2,140,895	407,850	67%	193,325
4455	UNITED STATES LIABILITY INSURANCE COMPANY	24,594	12,783	101,821	47,912	53,909	57%	884
4479	VALIDUS REINSURANCE LTD	0	0	42,403	28,932	13,471	92%	0
2877	VERASSURE INSURANCE COMPANY	45,369	23,335	672,675	362,661	310,014	65%	15,509
476	WATERLOO INSURANCE COMPANY	0	7,091	370,544	289,459	81,085	56%	7,713
1217	WESTERN ASSURANCE COMPANY	1,866	251	888,812	574,797	314,015	52%	28,966
485	WESTERN SURETY COMPANY	7,389	14,023	88,952	55,967	32,985	32%	0
847	WYNWARD INSURANCE GROUP	60,874	19,779	382,096	261,427	120,669	44%	20,720
3037	ZENITH INSURANCE COMPANY	71,495	59,980	321,226	218,694	102,532	81%	0
		26,940,171	14,390,938	164,369,942	125,478,735	38,763,929		5,683,012

BRANCH

9210	AFFILIATED FM INSURANCE COMPANY	78,954	2,038	537,095	222,073	315,022	42%	63,318
3770	ALLIANZ GLOBAL RISKS US INSURANCE COMPANY	169,365	28,342	1,934,836	1,248,616	686,220	32%	88,864
4141	ALLIED WORLD SPECIALTY INSURANCE COMPANY	73,035	16,481	477,511	352,181	125,330	42%	33,375
221	AMERICAN BANKERS INSURANCE COMPANY OF FLORIDA	218,947	32,063	584,204	407,963	176,241	26%	0
4019	ASSOCIATED ELECTRIC & GAS INSURANCE SERVICES LIMITED	23,260	1,440	538,656	281,215	257,441	78%	839
3956	BERKLEY INSURANCE COMPANY	110,477	24,705	782,068	584,846	197,222	39%	30,635
4133	CHEROKEE INSURANCE COMPANY	22,488	14,505	68,063	41,002	27,061	56%	5,153
266	CHICAGO TITLE INSURANCE COMPANY	69,274	28,315	159,713	88,592	71,121	36%	14,688
3777	COMPAGNIE FRANCAISE D'ASSURANCE POUR LE COMMERCE EXTERIEUR	13,991	490	98,830	48,219	50,611	9%	4,793
593	CONTINENTAL CASUALTY COMPANY	217,255	88,470	1,960,575	1,178,816	781,759	46%	110,003
259	COREPOINTE INSURANCE COMPANY	0	0	8,463	399	8,064	0%	0
846	ECCLESIASTICAL INSURANCE OFFICE PUBLIC LIMITED COMPANY	66,623	38,920	392,649	288,825	103,824	52%	8,138
3899	ELECTRIC INSURANCE COMPANY	34	0	29,389	5,563	23,826	0%	381
9500	EMPLOYERS INSURANCE COMPANY OF WAUSAU	0	470	11,866	3,110	8,756	0%	16
223	EULER HERMES NORTH AMERICA INSURANCE COMPANY	31,768	0	224,708	89,067	135,641	0%	28,005
591	FACTORY MUTUAL INSURANCE COMPANY	157,836	30,853	1,638,320	896,712	741,608	47%	20,228
317	FEDERAL INSURANCE COMPANY	0	6,011	105,994	47,625	58,369	0%	1,087
2285	FIRST AMERICAN TITLE INSURANCE COMPANY	59	0	72,283	20,036	52,247	25%	3,296
337	GENERAL REINSURANCE CORPORATION	0	0	738,420	354,817	383,603	19%	78,490
349	GREAT AMERICAN INSURANCE COMPANY	44,218	13,393	335,176	146,924	188,252	25%	21,868
413	HARTFORD FIRE INSURANCE COMPANY	21,516	23,405	258,371	121,710	136,661	183%	0
4168	HDI GLOBAL SE CANADA	76,955	16,530	723,965	599,259	124,706	25%	12,343
3847	JEWELERS MUTUAL INSURANCE COMPANY, SI	7,852	8,335	34,745	13,940	20,805	80%	0
504	LIBERTY MUTUAL INSURANCE COMPANY	253,097	165,809	3,347,704	2,253,192	1,094,512	56%	148,700
402	LLOYD'S UNDERWRITERS	1,774,865	547,359	17,299,391	12,726,503	4,572,888	44%	1,694,116
3580	MITSUI SUMITOMO INSURANCE COMPANY, LIMITED	16,312	6,908	200,800	85,284	115,516	116%	0
539	MOTORS INSURANCE CORPORATION	69,713	33,659	465,939	288,243	177,696	38%	17,992
668	MUNICH REINSURANCE AMERICA, INC.	0	0	266,119	85,093	181,026	2%	15,869
3738	NATIONAL LIABILITY & FIRE INSURANCE COMPANY	131,156	46,560	1,652,007	879,293	772,714	63%	75,767
2883	PROTECTIVE INSURANCE COMPANY	4,616	2,693	25,636	9,591	16,045	64%	1,173
4374	SCOR UK COMPANY LIMITED	45,761	5,078	278,819	246,988	31,831	135%	3,704
802	SENTRY INSURANCE COMPANY	1,874	41	41,696	5,328	36,368	0%	1,360
72	SOMPO JAPAN INSURANCE INC.	7,328	2,455	125,018	25,998	99,020	28%	4,528
386	ST. PAUL FIRE AND MARINE INSURANCE COMPANY	20,766	0	649,967	259,031	390,936	0%	42,974
4227	STARR INSURANCE & REINSURANCE LIMITED	167,318	71,235	1,051,478	882,473	169,005	82%	23,212
1701	STEWART TITLE GUARANTY COMPANY	114,739	36,022	406,386	242,045	164,341	31%	44,150
4353	TECHNOLOGY INSURANCE COMPANY INC.	17,091	11,911	92,576	63,466	29,110	77%	0
11	231 THE AMERICAN ROAD INSURANCE COMPANY	1,844	430	32556	930	31,626	75%	396

442	TOKIO MARINE & NICHIDO FIRE INSURANCE CO., LTD.	24,371	6,445	197,175	104,587	92,588	31%	17,206
4050	TRITON INSURANCE COMPANY	27,222	2,796	271,164	143,221	127,943	16%	20,122
309	WESTPORT INSURANCE CORPORATION	138,899	31,369	1,352,761	993,739	359,022	38%	83,803
398	XL REINSURANCE AMERICA INC.	22,210	5,667	462,897	282,210	180,687	37%	19,246
4359	XL SPECIALTY INSURANCE COMPANY	294,747	110,363	3,125,688	1,753,115	1,372,573	45%	89,740
492	ZURICH INSURANCE COMPANY LTD	585,036	236,122	4,403,056	3,308,789	1,094,267	51%	179,491
		5,122,872	1,697,688	47,464,733	31,680,629	15,784,104		3,008,669
	TOTAL	35,681,743	18,236,901	227,227,423	168,132,296	58,967,849		8,966,401

LIFE INSURANCE COMPANIES

FINANCIAL SUMMARY Year ended December 31, 2022 (in thousands)			ONTARIO BUSINESS		TOTAL COMPANY			
			Direct Written Premiums	Benefits and payments to policyholders	Total Assets	Total Liabilities	Excess of assets over liabilities	Net Income / Loss
Notes	Insurance No.	Name	\$	\$	\$	\$	\$	\$
EXTRA PROVINCIAL								
18	3485	ACADIA LIFE	0	0	0	0	0	0
	236	ASSUMPTION MUTUAL LIFE INSURANCE COMPANY	40,628	19,171	1,880,508	0	1,880,508	12,107
	3296	CANASSURANCE INSURANCE COMPANY	1,699	800	64,147	0	64,147	0
	3607	DESJARDINS FINANCIAL SECURITY LIFE ASSURANCE COMPANY	1,320,118	892,142	49,476,628	46,438,522	3,038,106	533,459
	2832	FIRST CANADIAN INSURANCE CORPORATION	26,333	2,533	381,067	0	381,067	1,794
	3924	HUMANIA ASSURANCE INC.	28,256	4,028	688,365	0	688,365	9,891
	1660	INDUSTRIAL ALLIANCE INSURANCE AND FINANCIAL SERVICES INC.	2,592,295	1,910,603	83,857,270	77,906,601	5,950,669	886,843
	3819	LA CAPITALE CIVIL SERVICE INSURER INC.	273,130	148,637	11,631,708	0	11,631,708	124,917
	4169	LS-TRAVEL, INSURANCE COMPANY	8,668	4,235	46,701	0	46,701	2,013
	2983	NATIONAL BANK LIFE INSURANCE COMPANY	14,311	3,324	201,318	0	201,318	93,673
	746	SSQ, LIFE INSURANCE COMPANY INC.	296,683	198,924	12,511,473	11,335,239	1,176,234	85,944
	3758	THE UNION LIFE MUTUAL ASSURANCE COMPANY	20,950	3,837	2,120,579	0	2,120,579	14,379
	3348	TRANS GLOBAL LIFE INSURANCE COMPANY	2,088	22	7,488	0	7,488	1,117
			4,625,159	3,188,256	162,867,252	135,680,362	27,186,890	1,766,137
FEDERAL								
	219	ALLSTATE LIFE INSURANCE COMPANY OF CANADA	0	0	3,672	29	3,643	0
	4476	AWP HEALTH & LIFE SA	4,076	1,025	34,919	19,745	15,174	1,342
	210	BLUE CROSS LIFE INSURANCE COMPANY OF CANADA	124,688	75,096	2,000,198	1,748,109	252,089	11,254
17	2825	BMO LIFE ASSURANCE COMPANY	700,317	533,308	13,032,768	11,360,103	1,672,665	242,039
	3596	BMO LIFE INSURANCE COMPANY	41,292	33,813	13,056,630	11,453,129	1,603,501	240,195
	4415	BROOKFIELD ANNUITY COMPANY	1,682,635	119,934	4,634,961	4,226,994	407,967	56,445
	251	CANADIAN PREMIER LIFE INSURANCE COMPANY	166,356	13,261	312,660	194,589	118,071	0
	3637	CHUBB LIFE INSURANCE COMPANY OF CANADA	155,570	52,983	182,569	86,195	96,374	15,667
	2692	CIBC LIFE INSURANCE COMPANY LIMITED	14,337	5,287	113,829	0	113,829	3,000
	1658	CIGNA LIFE INSURANCE COMPANY OF CANADA	17,092	7,992	116,418	48,755	67,663	13,753
	2658	COMPCORP LIFE INSURANCE COMPANY	0	0	10,000	1,179	8,821	0
	287	CO-OPERATORS LIFE INSURANCE COMPANY	453,721	235,500	9,059,446	7,686,887	1,372,559	29,711
14	9204	CUMIS LIFE INSURANCE COMPANY	0	0	0	0	0	0
	3602	FORESTERS LIFE INSURANCE COMPANY	146,837	100,344	1,568,249	1,256,071	312,178	0
	768	IVARI	396,273	265,491	12,140,570	10,530,256	1,610,314	10,924
	2783	LA CAPITALE FINANCIAL SECURITY INSURANCE COMPANY	135	26,265	347,074	205,725	141,349	3,823
	3530	MD LIFE INSURANCE COMPANY	0	0	1,815,115	1,796,947	18,168	1,568
	2331	PRIMERICA LIFE INSURANCE COMPANY OF CANADA	181,165	86,693	4,091,556	3,398,675	692,881	157,998
	3068	RBC LIFE INSURANCE COMPANY	1,171,080	550,168	21,008,955	17,588,999	3,419,956	435,217
	67	RELIABLE LIFE INSURANCE COMPANY	3,344	1,956	14,054	4,901	9,153	779
	4467	SCOR SE	0	0	522,475	97,888	424,587	42,849
	49	SCOTIA LIFE INSURANCE COMPANY	0	440	19,113	412	18,701	0
	439	SUN LIFE ASSURANCE COMPANY OF CANADA	8,061,476	5,174,402	319,281,550	293,610,114	25,671,436	1,990,148
	3937	SUN LIFE INSURANCE (CANADA) LIMITED	35,754	34,020	27,659,074	25,368,470	2,290,604	248,349

2967	TD LIFE INSURANCE COMPANY	74,428	12,590	157,963	42,888	115,075	30,776
118	THE CANADA LIFE ASSURANCE COMPANY	7,995,867	4,706,364	393,981,618	368,471,837	25,509,781	2,998,129
306	THE EMPIRE LIFE INSURANCE COMPANY	598,579	420,776	17,067,786	14,931,122	2,136,664	206,441
312	THE EQUITABLE LIFE INSURANCE COMPANY OF CANADA	707,877	290,451	6,936,540	5,617,147	1,319,393	156,213
600	THE MANUFACTURERS LIFE INSURANCE COMPANY	5,632,422	4,218,037	848,972,820	781,460,694	67,512,126	7,585,039
478	THE WAWANESA LIFE INSURANCE COMPANY	53,015	40,192	1,659,460	1,407,898	251,562	6,248
16 3862	TRUSTAGE LIFE OF CANADA	132,333	91,274	2,169,260	1,968,622	200,638	32,601
		28,550,669	17,097,662	1,701,971,302	1,564,584,380	137,386,922	14,520,508

BRANCH

209	AETNA LIFE INSURANCE COMPANY	4,588	2,808	89,441	16,735	72,706	4,254
558	ALLIANZ LIFE INSURANCE COMPANY OF NORTH AMERICA	9	42	33,189	15,887	17,302	0
676	AMERICAN BANKERS LIFE ASSURANCE COMPANY OF FLORIDA	141,453	12,184	190,710	88,623	102,087	1,147
3457	AMERICAN HEALTH AND LIFE INSURANCE COMPANY	4,033	733	56,075	13,176	42,899	3,915
1712	AMERICAN INCOME LIFE INSURANCE COMPANY	56,071	11,289	600,755	112,334	488,421	159,883
13 311	AXA EQUITABLE LIFE INSURANCE COMPANY	0	0	0	0	0	0
269	COMBINED INSURANCE COMPANY OF AMERICA	41,192	18,692	976,632	313,620	663,012	95,893
279	CONNECTICUT GENERAL LIFE INSURANCE COMPANY	646	4,362	170,990	108,006	62,984	18,482
520	JACKSON NATIONAL LIFE INSURANCE COMPANY	1	10	10,422	6,566	3,856	526
15 1605	LIBERTY LIFE ASSURANCE COMPANY OF BOSTON	0	0	0	0	0	0
505	LIFE INSURANCE COMPANY OF NORTH AMERICA	1	9,287	164,318	45,375	118,943	6,607
4378	MANULIFE ASSURANCE COMPANY OF CANADA	81	27,744	1,483,212	1,419,190	64,022	1,257
530	METROPOLITAN LIFE INSURANCE COMPANY	0	0	102,811	1,999	100,812	1,841
9553	NEW YORK LIFE INSURANCE COMPANY	33,685	8,962	586,267	203,319	382,948	38,196
3024	PAVONIA LIFE INSURANCE COMPANY OF MICHIGAN	931	268	52,246	2,812	49,434	8,645
459	UNITED AMERICAN INSURANCE COMPANY	35	110	9,191	58	9,133	393
		282,726	96,491	4,526,259	2,347,700	2,178,559	341,039

TOTAL		33,458,554	20,382,409	1,869,364,813	1,702,612,442	166,752,371	16,627,684
--------------	--	-------------------	-------------------	----------------------	----------------------	--------------------	-------------------

REINSURANCE COMPANIES

FINANCIAL SUMMARY Year ended December 31, 2022 (in thousands)			ONTARIO BUSINESS		TOTAL COMPANY				
			Premiums Assumed	Net Claims Incurred	Total Assets	Total Liabilities	Excess of assets over liabilities	Claims incurred to earned premium	Net Income/Loss
Notes	Insurance No.	Name	\$	\$	\$	\$	\$	%	\$
ONTARIO									
	687	FARM MUTUAL REINSURANCE PLAN INC.	165,455	0	1,202,416	751,100	451,316	64%	10,919
			165,455	0	1,202,416	751,100	451,316		10,919
EXTRA PROVINCIAL									
	1351	OPTIMUM REASSURANCE INC.	72,281	20,321	2,143,346	0	2,143,346	0%	32,400
			72,281	20,321	2,143,346	0	2,143,346		32,400
FEDERAL									
	4351	ARCH REINSURANCE COMPANY	56,221	6,768	426,419	280,775	145,644	52%	12,502
	3743	ASPEN INSURANCE UK LIMITED	2,064	0	347,610	221,301	126,309	0%	15,706
	541	MUNICH REINSURANCE COMPANY OF CANADA	132,393	20,337	1,386,487	1,107,690	278,797	47%	66,996
	4418	PACIFIC LIFE RE LIMITED	18,774	15,363	177,245	384	176,861	0%	0
	4155	PARTNER REINSURANCE COMPANY OF THE U.S.	69,758	26,344	631,790	364,501	267,289	45%	16,548
	4066	PARTNERRE LIFE REINSURANCE COMPANY OF CANADA.	209,739	18,633	1,022,554	800,016	222,538	0%	0
	2491	RGA LIFE REINSURANCE COMPANY OF CANADA	737,367	170,986	10,456,227	9,184,792	1,271,435	0%	140,670
	496	SCOR CANADA REINSURANCE COMPANY	151,254	40,126	844,616	651,829	192,787	40%	69,201
	245	SUECIA REINSURANCE COMPANY	0	0	5,127	2,111	3,016	0%	0
	3039	THE CANADA LIFE INSURANCE COMPANY OF CANADA	655,858	340,496	19,149,659	17,429,541	1,720,118	0%	146,276
			2,033,428	639,053	34,447,734	30,042,940	4,404,794		467,899
BRANCH									
	3510	AMERICAN AGRICULTURAL INSURANCE COMPANY	7,552	4,145	81,838	33,726	48,112	66%	3,234
	4072	AXIS REINSURANCE COMPANY	48,923	34,934	856,630	616,216	240,414	38%	50,227
	4331	BRITISH INSURANCE COMPANY OF CAYMAN	64,739	55,493	530,166	120,334	409,832	0%	23,325
	3285	CATALINA GENERAL INSURANCE LTD.	0	76	10,736	3,934	6,802	0%	0
	4419	CCR RE	20,154	10,024	301,404	179,539	121,865	46%	7,477
	3344	EMPLOYERS REASSURANCE CORPORATION	74,418	62,332	1,026,345	0	1,026,345	0%	0
	409	EVEREST REINSURANCE COMPANY	237,622	32,220	1,536,600	949,158	587,442	49%	44,851
	111	GENERAL RE LIFE CORPORATION	4,258	204	381,811	158,092	223,719	0%	0
	4356	HANNOVER RE (IRELAND) DAC	16,115	3,939	459,729	381,456	78,273	0%	0
	9768	HANNOVER RÜCK SE	507,399	178,523	2,288,721	1,549,608	739,113	51%	162,250
	3951	MAPFRE RE, COMPANIA DE REASEGUROS, S.A.	18,820	9,107	98,841	35,319	63,522	49%	5,640
	333	METROPOLITAN TOWER LIFE INSURANCE COMPANY	124,725	91,940	2,304,024	1,157,028	1,146,996	0%	0
	540	MUNICH REINSURANCE COMPANY	739,507	310,748	7,078,054	3,160,047	3,918,007	0%	282,882
	549	NATIONWIDE MUTUAL INSURANCE COMPANY	0	0	8,588	1,866	6,722	0%	0
	3042	ODYSSEY REINSURANCE COMPANY	39,287	29,310	619,963	296,171	323,792	40%	40,335
12	4037	PARTNER REINSURANCE COMPANY LTD.	0	0	0	0	0	0%	0
	1152	RELIASTAR LIFE INSURANCE COMPANY	0	0	35,294	7,167	28,127	0%	2,145
	2965	SIRIUSPOINT AMERICA INSURANCE COMPANY	11,722	0	144,173	43,078	101,095	21%	3,314
	440	SWISS REINSURANCE COMPANY LTD	328,351	33,024	5,612,344	3,573,947	2,038,397	0%	0
	3332	THE TOA REINSURANCE COMPANY OF AMERICA	21,323	13,699	243,766	155,530	88,236	52%	380
	708	TRANSATLANTIC REINSURANCE COMPANY	52,367	15,087	657,141	326,738	330,403	44%	29,204

4433	WILTON RE (CANADA) LIMITED	1,722	3,144	79,303	64,633	14,670	0%	0
		2,319,004	887,949	24,355,471	12,813,587	11,541,884		655,264
	TOTAL	4,590,168	1,547,323	62,148,967	43,607,627	18,541,340		1,166,482

RECIPROCAL OR INTERINSURANCE EXCHANGES

FINANCIAL SUMMARY Year ended December 31, 2022 (in thousands)			ONTARIO BUSINESS		TOTAL COMPANY				
			Direct Written Premiums	Direct Claims Incurred	Total Assets	Total Liabilities	Excess of assets over liabilities	Claims Incurred to earned premium	Net Income / Loss
Notes	Insurance No.	Name	\$	\$	\$	\$	\$	%	\$
ONTARIO									
	1650	CANADIAN UNIVERSITIES RECIPROCAL INSURANCE EXCHANGE	15,600	585	203,500	106,057	97,443	56%	13,461
	2152	COMMUNITY NEWSPAPERS RECIPROCAL INSURANCE EXCHANGE	0	0	375	63	312	0%	0
	1593	HEALTHCARE INSURANCE RECIPROCAL OF CANADA	216,410	13,347	2,157,165	1,411,172	745,993	0%	242,552
	1741	MUNICIPAL ELECTRIC ASSOCIATION RECIPROCAL INSURANCE EXCHANGE	20,399	7,374	146,128	50,943	95,185	51%	4,398
	1725	ONTARIO MUNICIPAL INSURANCE EXCHANGE	0	0	114,621	67,288	47,333	0%	0
	1577	ONTARIO SCHOOL BOARDS' INSURANCE EXCHANGE	36,006	39,674	261,876	149,438	112,438	114%	5,962
	3682	POULTRY INSURANCE EXCHANGE RECIPROCAL OF CANADA	4,926	3,203	29,841	5,206	24,635	57%	675
			293,341	64,183	2,913,506	1,790,167	1,123,339		267,048
EXTRA PROVINCIAL									
	3918	CANADIAN AIRPORTS RECIPROCAL INSURANCE EXCHANGE (CARIE)	356	779	10,122	5,627	4,495	75%	0
	4204	CANADIAN EGG INDUSTRY RECIPROCAL ALLIANCE	0	0	18,053	4,426	13,627	135%	0
21	1576	CANADIAN LAWYERS LIABILITY ASSURANCE SOCIETY	10,566	14,205	108,338	97,683	10,655	4%	451
			10,922	14,984	136,513	107,736	28,777		451
TOTAL			304,263	79,167	3,050,019	1,897,903	1,152,116		267,499

FRATERNAL SOCIETIES

FINANCIAL SUMMARY Year ended December 31, 2022 (in thousands)			ONTARIO BUSINESS		TOTAL COMPANY			
			Direct Written Premiums	Benefits and payments to policyholders	Total Assets	Total Liabilities	Excess of assets over liabilities	Net Income / Loss
Notes	Insurance No.	Name	\$	\$	\$	\$	\$	\$
ONTARIO								
	17	GUARANTEED FUNERAL DEPOSITS OF CANADA (FRATERNAL)	0	0	850,362	838,129	12,233	2,007
			0	0	850,362	838,129	12,233	2,007
FEDERAL								
	141	ACTRA FRATERNAL BENEFIT SOCIETY	13,307	8,450	907,655	0	907,655	441
	870	FAITHLIFE FINANCIAL	24,990	10,822	350,550	0	350,550	128
	28	TEACHERS LIFE INSURANCE SOCIETY (FRATERNAL)	18,698	13,230	82,366	0	82,366	0
	18	THE GRAND ORANGE LODGE OF BRITISH AMERICA	1,630	1,163	26,508	0	26,508	640
	20	THE INDEPENDENT ORDER OF FORESTERS	37,812	17,540	16,460,580	0	16,460,580	218,672
	23	TORONTO POLICE WIDOWS AND ORPHANS FUND	1,839	3,595	91,777	0	91,777	376
19	34	UFSC HERITAGE LIFE INSURANCE FRATERNAL SOCIETY	0	0	0	0	0	0
			98,276	54,800	17,919,436	0	17,919,436	220,257
BRANCH								
	21	KNIGHTS OF COLUMBUS	78,916	49,068	3,916,632	0	3,916,632	195,428
	30	THE ROYAL ARCANUM, SUPREME COUNCIL OF	60	1,556	3,301	0	3,301	0
	37	UKRAINIAN NATIONAL ASSOCIATION	11	52	8,994	0	8,994	639
20	40	UNITED COMMERCIAL TRAVELERS OF AMERICA, ORDER OF	0	0	0	0	0	0
			78,987	50,676	3,928,927	0	3,928,927	196,067
TOTAL			177,263	105,476	22,698,725	838,129	21,860,596	418,331

LICENCE NOTES

Note No.	Insurer Type	Notes
1	Property & Casualty	Fortress Insurance Company was added as a new Licence effective April 22, 2022.
2	Property & Casualty	COSECO Insurance Company was cancelled after the amalgamation with Co-operators General Insurance Company effective January 18, 2022.
3	Property & Casualty	Millennium Insurance Corporation added Liability, Property, Fidelity, and Surety classes effective March 31, 2022.
4	Property & Casualty	Tokio Marine Canada Ltd. was added as a new Licence effective March 15, 2022.
5	Property & Casualty	AIG Insurance Company of Canada added Credit Protection class effective March 21, 2022.
6	Property & Casualty	Definity Insurance Company changed the name to Economical Mutual Insurance Company effective February 28, 2022.
7	Property & Casualty	The name of Axiom Mutual Insurance Company was changed from HT & C Mutual Insurance Company effective Marh 29, 2022.
8	Property & Casualty	Insurance Company of Prince Edward Island added Automobile and Surety classes effective June 23, 2022.
9	Property & Casualty	The name of Maple Mutual Insurance Company was changed from the North Kent Mutual Fire Insurance Company effective July 18, 2022.
10	Property & Casualty	Security National Insurance Company added Boiler and Machinery and Fidelity classes effective September 2, 2022.
11	Property & Casualty	The American Road Insurance Company added Liability class effective November 9, 2022.
12	Reinsurer	Partner Reinsurance Company Ltd. was cancelled effective September 16, 2022.
13	Life	Axa Equitable Life Insurance Company was cancelled effective September 19, 2022.
14	Life	CUMIS Life Insurance Company was cancelled after the amalgamation with Co-operators Life Insurance Company effective February 10, 2022.
15	Life	Liberty Life Assurance Company of Boston was cancelled effective January 10, 2022.
16	Life	The name of TruStage Life of Canada was changed from Assurant Life of Canada effective January 1, 2022.
17	Life	BMO Life Assurance Company added Credit Protection class effective January 18, 2022.
18	Life	Acadia Life added Accident and Sickness, and Credit Protection classes effective September 2, 2022.
19	Fraternal	UFSC Heritage Life Insurance Fraternal Society was cancelled effective August 30, 2022.
20	Fraternal	The Order of United Commercial Travelers of America was cancelled effective June 20, 2022.
21	Reciprocal	Canadian Lawyers Liability Assurance Society added Liability class effective June 6, 2022.

Notes:

“Branch”: Foreign insurer with a branch in Ontario/Canada. Licensed in Ontario, but OSFI is the primary regulator

“Federal”: Federally incorporated. Licensed in Ontario, but OSFI is the primary regulator

“Extra Provincial”: Incorporated in a province other than Ontario. Licensed in Ontario, but the other province is the primary regulator