

2021 Direct Written Premium Volume in Ontario Total \$64,392 (in millions)

	Property & Casualty Insurance Companies - \$33,244 - 51.6%	Life Insurance Companies - \$30,708- 47.7%	Other *
% of total	51.6%	47.7%	0.7%
DWP	33,243,843	30,708,262	439,634

TOTAL	64,391,739	* includes Fraternal and Reciprocals	
--------------	-------------------	--------------------------------------	--

2021 Life Companies - Direct Written Premiums in Ontario Total Premiums Written \$30,872 (in millions)

	Life - Individual & Group	Annuities - Individual & Group	Accident & Sickness - Individual & Group
% of total	39.5%	21.0%	39.5%
Individual %	31.7%	4.4%	4.8%
Group %	7.8%	16.6%	34.7%
Total DWP	12,200,059	6,485,922	12,185,958
Individual DWP	9,785,587	1,373,040	1,473,277
Group DWP	2,414,472	5,112,882	10,712,681

TOTAL	30,871,939	* includes Fraternal	
--------------	-------------------	----------------------	--

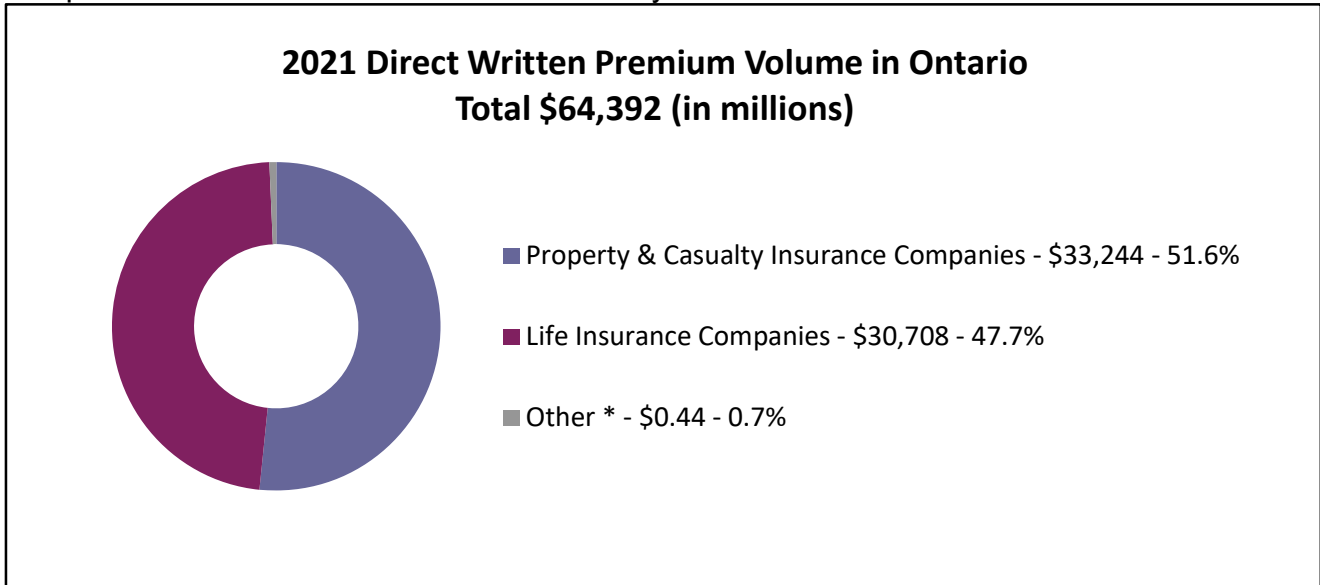
2021 Auto vs. Non-Auto Direct Written Premium Volume in Ontario Total \$64,392 (in millions)

	Auto Insurance Premiums - \$15,907 - 25%	Other Insurance Premiums - \$48,484 - 75%
% of total	25%	75%
DWP	15,907,490	48,484,249

TOTAL	64,391,739
--------------	-------------------

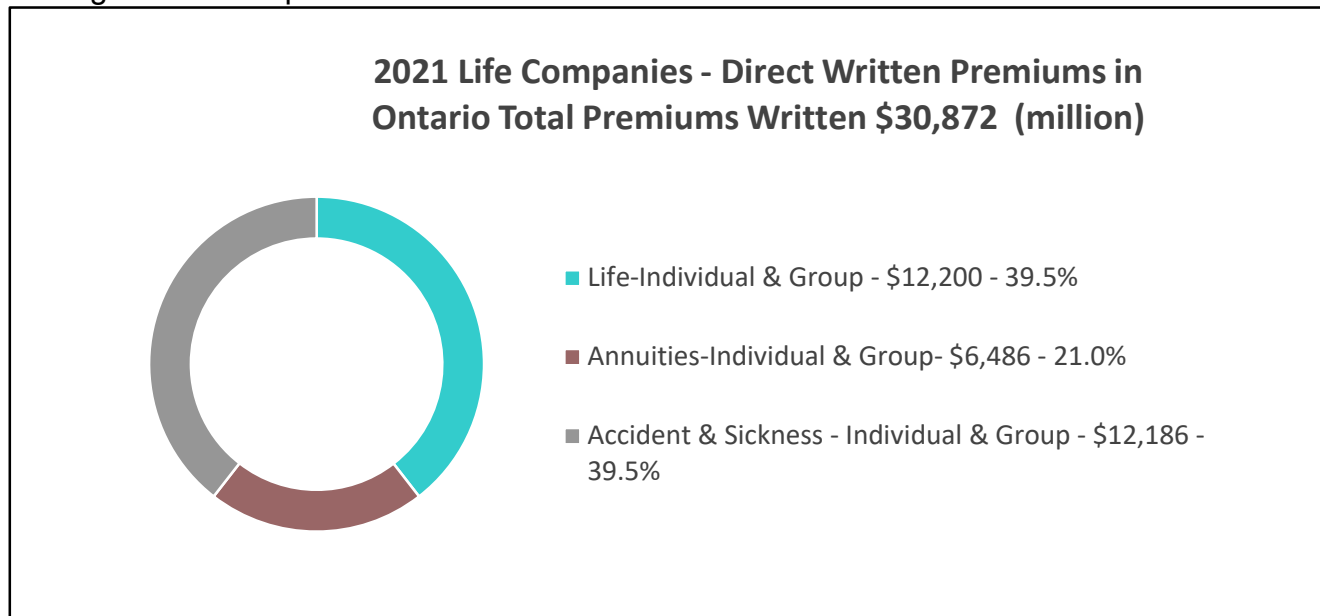
2021 Chief Executive Officer's Report on Insurance

Insurance is a \$64 billion business in Ontario. In 2021, of the total premium dollar volume, 51.6 per cent went to the property and casualty (including automobile) insurance industry and 47.7 per cent went to the life insurance industry.



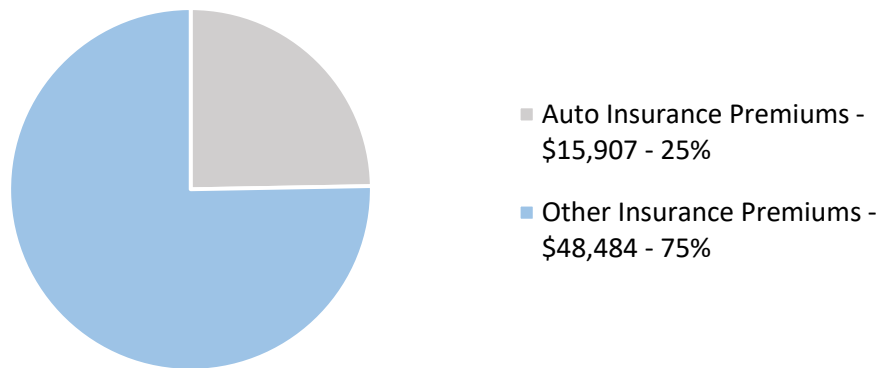
* includes Fraternal and Reciprocal

Of the \$30 billion spent on premiums to the life insurers, 39.5 per cent went to the purchase of accident & sickness coverage, 39.5 per cent also to the purchase of individual and group life coverages and 21.0 per cent went to annuities.



*includes Fraternal

2021 Auto vs. Other Direct Written Premium Volume in Ontario
Total \$64,392 (in millions)



Note: Other insurance premiums include P&C and Life

Notes:

“Branch”: Foreign insurer with a branch in Ontario/Canada. Licenced in Ontario, but OSFI is the primary regulator

“Federal”: Federally incorporated. Licenced in Ontario, but OSFI is the primary regulator

“Extra Provincial”: Incorporated in a province other than Ontario. Licenced in Ontario, but the other province is the primary regulator

PROPERTY AND CASUALTY COMPANIES

FINANCIAL SUMMARY

Year ended December 31, 2021 (in thousands)

ONTARIO BUSINESS

TOTAL COMPANY

Notes	Insurance No.	Name	ONTARIO BUSINESS		TOTAL COMPANY				
			Direct Written Premiums	Direct Claims Incurred	Total Assets	Total Liabilities	Excess of assets over liabilities	Claims Incurred to earned premium	Net Income / Loss
			\$	\$	\$	\$	\$	%	\$
ONTARIO									
	51	Algoma Mutual Insurance Company	10,501	6,660	21,555	13,186	8,369	47%	513
	52	Amherst Island Mutual Insurance Company	1,338	2,149	6,147	2,143	4,004	63%	55
	606	Ayr Farmers' Mutual Insurance Company	39,246	17,044	119,867	44,748	75,119	48%	7,083
	607	Bay of Quinte Mutual Insurance Co.	26,861	7,468	76,627	28,435	48,192	30%	5,170
	608	Bertie and Clinton Mutual Insurance Company	19,507	9,244	79,801	23,705	56,096	53%	1,370
	610	Brant Mutual Insurance Company	7,319	3,548	15,541	8,263	7,278	48%	733
	2	CAA Insurance Company	544,086	241,383	1,042,124	683,221	358,903	54%	59,036
	4439	Caradoc Townsend Mutual Insurance Company	15,730	10,009	36,359	21,729	14,630	74%	(1,446)
	624	Cayuga Mutual Insurance Company	12,660	5,327	39,033	16,190	22,843	48%	1,351
	9482	Coachman Insurance Company	23,713	8,927	168,915	116,766	52,149	35%	10,282
	616	Dufferin Mutual Insurance Company	8,950	8,023	25,016	16,228	8,788	51%	332
	643	Dumfries Mutual Insurance Company	19,504	10,366	71,458	27,510	43,948	64%	1,779
	648	Edge Mutual Insurance Company	40,208	15,974	77,864	45,237	32,627	50%	4,767
	620	Erie Mutual Fire Insurance Company	8,147	8,640	32,797	14,417	18,380	77%	(742)
	856	Fenchurch General Insurance Company	18,571	18,820	65,754	52,226	13,528	97%	(8,063)
	4114	Germania Mutual Insurance Company	29,810	20,119	71,328	44,276	27,052	65%	582
	625	Grenville Mutual Insurance Company	32,258	18,220	81,077	43,697	37,380	54%	3,403
	4493	H T & C Mutual Insurance Company	31,310	23,609	120,295	55,184	65,111	79%	1,389
	627	Halwell Mutual Insurance Company	31,912	14,884	79,971	40,874	39,097	55%	2,561
	628	Hamilton Township Mutual Insurance Company	35,713	10,194	89,296	47,166	42,130	35%	4,490
4	630	Hay Mutual Insurance Company	0	0	0	0	0	0%	0
	631	Howard Mutual Insurance Company	15,937	7,921	59,611	24,460	35,151	67%	949
	4218	Howick Mutual Insurance Company	26,230	16,313	56,756	32,027	24,729	57%	2,336
	633	Kent & Essex Mutual Insurance Company	47,734	21,493	129,731	63,754	65,977	49%	8,201
	636	L&A Mutual Insurance Company	14,166	5,772	29,998	18,093	11,905	47%	1,659
	635	Lambton Mutual Insurance Company	29,697	16,062	84,218	40,933	43,285	63%	2,681
	2162	Lawyers' Professional Indemnity Company	128,738	100,073	819,329	533,548	285,781	83%	2,181
	3658	MAX Insurance	4,820	1,479	46,431	32,806	13,625	42%	(268)
	639	McKillop Mutual Insurance Company	15,032	7,927	36,378	18,447	17,931	65%	1,456
	3100	Middlesex Mutual Insurance Co.	13,389	9,337	46,282	15,293	30,989	81%	(267)
	93	North Blenheim Mutual Insurance Company	18,190	14,632	49,014	26,961	22,053	72%	8
	644	North Kent Mutual Fire Insurance Company	14,560	8,843	42,432	16,217	26,215	67%	1,508
	4460	Nova Mutual Insurance Company	34,459	24,636	77,246	50,478	26,768	64%	179
	649	Peel Mutual Insurance Company	54,328	27,197	128,109	77,801	50,308	50%	2,412
	3650	Pro-Defnity Insurance Company	41,368	22,952	147,328	109,513	37,815	78%	1,814
	652	South Easthope Mutual Insurance Company	21,445	10,819	77,635	30,381	47,254	60%	3,202
	4217	The Commonwell Mutual Insurance Group	219,623	119,663	579,274	333,843	245,431	61%	13,629
6	3498	Town & Country Mutual Insurance Company	0	0	0	0	0	0%	0
	3651	Tradition Mutual Insurance Company	19,393	13,441	56,219	21,641	34,578	56%	2,597
	3730	Trillium Mutual Insurance Company	76,002	41,372	174,214	104,345	69,869	54%	4,825
14	2803	TTC Insurance Company Limited	0	0	128,750	128,650	100	0%	0
	656	Usborne and Hibbert Mutual Fire Insurance Company	11,695	9,307	52,491	15,929	36,562	54%	820
	617	West Elgin Mutual Insurance Company	17,488	9,673	55,389	25,772	29,617	71%	1,049
	658	West Wawanosh Mutual Insurance Company, The	23,772	14,986	66,696	30,057	36,639	63%	1,888
	109	Westminster Mutual Insurance Company, The	11,605	5,775	31,291	17,181	14,110	50%	1,744
	659	Yarmouth Mutual Insurance Company	14,879	7,884	34,340	20,274	14,066	62%	1,491
			1,831,894	978,165	5,329,987	3,133,605	2,196,382		150,739
EXTRA PROVINCIAL									
	2512	Belair Insurance Company Inc.	817,361	527,441	4,309,659	3,540,779	768,880	53%	154,990
	3783	Canadian Farm Insurance Corp.	44	12	20,235	3,238	16,997	36%	2,615

	3296	Canassurance Insurance Company	656	0
	4503	Four Points Insurance Company Ltd.	0	0
	3759	GMS Insurance Inc.	13,933	8,138
8	3400	Industrial Alliance Pacific General Insurance Corporation	19764	10251
	3849	L'Unique General Insurance Inc.	2	8
	4161	Millennium Insurance Corporation	25,194	5,720
	596	Optimum Insurance Company Inc.	56,655	26,787
	4216	Orion Travel Insurance Company	13,455	6,045
	4355	Red River Mutual Insurance Company	3,502	1,936
	2867	SGI CANADA Insurance Services Ltd.	110,738	62,780
	4499	The Insurance Company of Prince Edward Island	1,548	0
	4213	The Mutual Fire Insurance Company of British Columbia	38,699	17,183
	3360	Trans Global Insurance Company	2,921	7
	375	Unica Insurance Inc.	163,490	96,121
			1,248,198	752,178

	23,752	18,175	5,577	0%	(100)
	5,000	0	5,000	0%	0
	37,690	15,516	22,174	73%	(1,064)
	634,486	502,277	132,209	18%	14,986
	747,933	478,295	269,638	46%	80,030
	929,090	705,876	223,214	52%	42,864
	292,161	208,122	84,039	47%	9,699
	82,167	52,608	29,559	100%	(4,524)
	307,175	188,774	118,401	48%	14,289
	1,025,984	700,647	325,337	53%	53,560
	102,008	75,834	26,174	45%	7,432
	271,879	200,852	71,027	48%	11,892
	8,467	1,756	6,711	0%	1,329
	475,196	278,637	196,559	60%	16,298
	9,272,882	6,971,386	2,301,496		404,296

FEDERAL

	271	AIG Insurance Company of Canada	453,020	211,390
	217	Allstate Insurance Company of Canada	1,067,006	623,980
	4203	Arch Insurance Canada Ltd.	108,915	43,227
	3533	Ascentus Insurance Ltd.	0	13
13	4413	Atradius Crédito y Caucción S.A. de Seguros y Reaseguros	6,529	338
	3101	Aviva General Insurance Company	633,795	381,482
	331	Aviva Insurance Company of Canada	2,096,277	951,718
	250	Boiler Inspection and Insurance Company of Canada, The	25,992	5,063
	3931	Canada Guaranty Mortgage Insurance Company	312,095	0
	3600	Canadian Northern Shield Insurance Company	51	41
	326	Canadian Premier General Insurance Company	2,168	720
	3604	Certas Direct Insurance Company	337,773	143,692
	4028	Certas Home and Auto Insurance Company	2,034,358	774,022
	9608	Chubb Insurance Company of Canada	730,851	265,910
	1012	Co-operators General Insurance Company	1,778,061	902,204
	1608	COSECO Insurance Company	0	0
	720	CUMIS General Insurance Company	128,182	42,541
	1797	Dominion of Canada General Insurance Company, The	835,122	398,364
	712	Echelon Insurance	365,518	287,674
9	300	Economical Mutual Insurance Company	1,695,290	887,679
	303	Elite Insurance Company	136,820	57,246
	4407	Esurance Insurance Company of Canada	0	0
	2598	Everest Insurance Company of Canada	83,964	30,851
	3802	FCT Insurance Company Ltd.	167,607	49,624
	1654	Federated Insurance Company of Canada	159,864	103,912
10	1057	First North American Insurance Company	2,188	1,640
	347	Gore Mutual Insurance Company	448,104	239,211
3	405	Guarantee Company of North America, The	0	0
	4153	HDI Global Specialty SE	68,633	40,241
19	567	Heartland Farm Mutual Inc.	143,644	54,722
	4495	Hudson Insurance Company	0	0
	410	Intact Insurance Company	3,155,228	1,744,623
	690	Jevco Insurance Company	97,622	95,259
	4009	MIC Insurance Company Canada	0	0
	535	Missisquoi Insurance Company, The	0	105
	9408	Nordic Insurance Company of Canada, The	0	1,422
	2879	Northbridge General Insurance Corporation	801,092	400,768
	1749	Novex Insurance Company	83,588	34,173
	2912	Old Republic Insurance Company of Canada	177,512	82,498
	3769	Omega General Insurance Company	47,811	30,157
	3746	Pafco Insurance Company	41,129	20,988
	737	Pembridge Insurance Company	477,964	293,106
	672	Perth Insurance Company	0	0
	3748	Petline Insurance Company	24,000	16,557

	4,817,132	4,050,699	766,433	63%	116,216
	5,110,897	3,905,936	1,204,961	61%	364,015
	602,406	512,928	89,478	54%	8,763
	4,390	608	3,782	0%	(18)
	45,956	23,348	22,608	13%	3,362
	2,916,346	2,643,125	273,221	57%	44,529
	10,805,930	9,572,597	1,233,333	57%	179,708
	344,660	235,220	109,440	34%	21,692
	3,533,095	2,136,477	1,396,618	0%	303,413
	367,174	255,178	111,996	47%	18,993
	15,878	2,400	13,478	43%	(440)
	1,698,560	1,390,292	308,268	48%	73,856
	8,216,393	6,284,999	1,931,394	44%	495,788
	4,484,100	3,380,526	1,103,574	31%	253,209
	9,062,192	6,667,424	2,394,768	55%	512,410
	0	0	0	0%	0
	438,055	326,865	111,190	54%	22,522
	3,660,934	2,467,319	1,193,615	54%	166,458
	7,657,357	5,559,027	2,098,330	59%	212,368
	1,002,827	874,019	128,808	57%	21,212
	25,059	232	24,827	0%	486
	676,529	574,142	102,387	64%	2,972
	455,053	302,884	152,169	25%	46,791
	947,675	690,087	257,588	60%	60,251
	11,029	3,010	8,019	61%	171
	1,284,578	912,172	372,406	57%	22,540
	0	0	0	0%	0
	585,820	541,004	44,816	67%	538
	401,065	218,999	182,066	43%	12,034
	5,034	0	5,034	0%	(21)
	20,581,349	16,141,513	4,439,836	53%	550,269
	1,098,211	894,090	204,121	53%	62,516
	41,895	11	41,884	0%	217
	556,322	370,573	185,749	59%	16,838
	1,038,684	830,058	208,626	53%	65,160
	6,111,038	4,328,303	1,782,735	55%	485,074
	1,366,562	1,147,606	218,956	53%	59,409
	723,942	590,228	133,714	49%	22,318
	65,135	53,995	11,140	134%	(88)
	223,647	175,369	48,278	46%	20,529
	1,200,753	967,426	233,327	66%	43,415
	393,650	282,398	111,252	59%	9,657
	28,234	12,899	15,335	65%	4,636

	9352	Pilot Insurance Company	1	618
	356	Portage la Prairie Mutual Insurance Company, The	46,022	21,806
	1396	Primum Insurance Company	287,714	153,510
	372	Quebec Assurance Company	0	0
	1669	RBC Insurance Company of Canada	29,624	0
	44	Royal & Sun Alliance Insurance Company of Canada	545,209	374,959
	3718	S&Y Insurance Company	52,965	30,837
	3935	Safety National Casualty Corporation	0	1,663
17	2896	Sagen Mortgage Insurance Company Canada	441,019	0
	119	Scotia General Insurance Company	0	0
	389	Scottish & York Insurance Co. Limited	178,080	95,103
	397	Security National Insurance Company	1,287,434	593,568
	4488	Shelter Mutual Insurance Company	0	0
	321	Sonnet Insurance Company	147,241	108,947
	529	Sovereign General Insurance Company, The	139,046	62,605
	741	TD Direct Insurance Inc.	0	0
	353	TD General Insurance Company	420,304	210,465
	1063	TD Home And Auto Insurance Company	14,787	0
	403	Temple Insurance Company	125,038	114,106
	9016	The Personal Insurance Company	764,410	325,300
	445	Traders General Insurance Company	311,562	180,791
	1592	Trafalgar Insurance Company of Canada	2	0
	2924	Travelers Insurance Company of Canada	134,252	69,379
	3875	Trisura Guarantee Insurance Company	198,760	49,582
	711	Unifund Assurance Company	611,013	391,751
	4455	United States Liability Insurance Company	21,611	9,393
	4479	Validus Reinsurance Ltd	0	0
	2877	Verassure Insurance Company	35,788	66,134
	476	Waterloo Insurance Company	0	0
	477	Wawanesa Mutual Insurance Company, The	827,658	569,342
	1217	Western Assurance Company	122,043	110,461
	485	Western Surety Company	6,358	0
	847	Wynward Insurance Group	57,132	19,004
	3037	Zenith Insurance Company	75,609	47,512
			25,608,455	12,823,997

	396,460	337,189	59,271	57%	9,495
	593,345	350,784	242,561	46%	45,586
	2,912,415	2,523,160	389,255	58%	54,041
	132,294	97,394	34,900	64%	592
	150,857	31,202	119,655	0%	43,020
	4,963,082	3,752,243	1,210,839	64%	180,352
	251,643	227,337	24,306	57%	3,651
	55,189	15,398	39,791	0%	(20)
	7,229,582	3,163,042	4,066,540	0%	696,046
	5,846	52	5,794	0%	(84)
	783,538	697,937	85,601	57%	15,349
	9,883,865	8,114,599	1,769,266	57%	286,190
	46,976	11,090	35,886	80%	(1,139)
	972,438	797,563	174,875	59%	17,375
	2,190,534	1,867,826	322,708	55%	68,745
	17,210	3	17,207	0%	150
	1,581,532	1,351,191	230,341	57%	23,954
	688,384	400,325	288,059	47%	7,269
	1,709,985	1,451,068	258,917	54%	21,793
	3,865,225	2,926,928	938,297	50%	166,596
	1,522,322	1,343,645	178,677	57%	30,106
	982,676	776,609	206,067	53%	64,900
	1,395,109	834,624	560,485	40%	64,066
	1,095,099	928,839	166,260	21%	41,168
	2,279,827	2,053,277	226,550	26%	54,250
	85,515	40,341	45,174	55%	(1,528)
	27,572	20,435	7,137	67%	(151)
	634,812	340,307	294,505	101%	(6,711)
	427,538	314,515	113,023	59%	9,808
	10,427,112	6,334,513	4,092,599	66%	285,972
	1,157,919	773,450	384,469	64%	222,276
	73,589	35,618	37,971	13%	2,940
	357,975	251,156	106,819	45%	18,699
	304,484	198,903	105,581	67%	11,105
	163,172,152	122,827,257	40,344,895		6,768,408

BRANCH

	9210	Affiliated FM Insurance Company	70,142	3,060
	3770	Allianz Global Risks US Insurance Company	165,250	58,612
	4141	Allied World Specialty Insurance Company	74,179	25,300
	221	American Bankers Insurance Company of Florida	204,596	41,024
	231	American Road Insurance Company, The	1,440	232
	4019	Associated Electric & Gas Insurance Services Limited	21,474	3,592
	3956	Berkley Insurance Company	97,032	46,399
	4133	Cherokee Insurance Company	23,209	11,351
	266	Chicago Title Insurance Company	67,981	22,979
	3777	Compagnie Francaise D'Assurance Pour Le Commerce Exterieur	12,384	1,124
	593	Continental Casualty Company	199,916	81,411
	259	CorePointe Insurance Company	18	0
	846	Ecclesiastical Insurance Office Public Limited Company	60,394	24,326
	3899	Electric Insurance Company	455	0
	9500	Employers Insurance Company of Wausau	0	0
	223	Euler Hermes North America Insurance Company	24,920	0
	591	Factory Mutual Insurance Company	143,527	0
	317	Federal Insurance Company	0	179
	2285	First American Title Insurance Company	54	1,983
	337	General Reinsurance Corporation	0	0
	349	Great American Insurance Company	43,028	12,277
16	413	Hartford Fire Insurance Company	15,951	5,380
	4168	HDI Global SE Canada	63,714	32,839
	3847	Jewelers Mutual Insurance Company, SI	7,162	369

	510,757	215,515	295,242	35%	75,603
	1,981,876	1,324,228	657,648	53%	52,915
	401,551	290,175	111,376	53%	24,903
	609,289	423,904	185,385	28%	8,554
	32,853	422	32,431	70%	499
	354,934	182,399	172,535	5%	20,984
	702,640	521,753	180,887	41%	26,773
	68,741	42,017	26,724	58%	4,094
	132,529	71,434	61,095	31%	8,997
	92,631	44,925	47,706	12%	7,055
	1,865,505	1,061,330	804,175	53%	73,705
	9,025	541	8,484	0%	44
	351,604	258,966	92,638	54%	7,615
	32,997	8,616	24,381	2%	1,697
	11,821	1,972	9,849	0%	(18)
	209,120	81,280	127,840	13%	20,158
	1,447,579	671,341	776,238	6%	187,603
	153,643	57,551	96,092	0%	5,259
	74,140	23,143	50,997	174%	(4,900)
	688,763	374,153	314,610	44%	47,419
	323,029	136,445	186,584	21%	27,857
	210,004	58,547	151,457	36%	11,980
	636,226	534,966	101,260	25%	12,634
	33,404	12,580	20,824	22%	4,651

	504	Liberty Mutual Insurance Company	220,276	78,830	
	402	Lloyd's Underwriters	1,559,792	895,406	
	3580	Mitsui Sumitomo Insurance Company, Limited	15,935	6,215	
	539	Motors Insurance Corporation	64,554	32,068	
	668	Munich Reinsurance America, Inc.	0	0	
	3738	National Liability & Fire Insurance Company	109,531	59,229	
	2883	Protective Insurance Company	3,621	174	
	4374	SCOR UK Company Limited	21,227	4,217	
11 & 12	802	Sentry Insurance Company	1,453	475	
	72	Sompo Japan Insurance Inc.	6,063	3,845	
	386	St. Paul Fire and Marine Insurance Company	24,117	2,086	
	4227	Starr Insurance & Reinsurance Limited	117,440	62,232	
	1701	Stewart Title Guaranty Company	139,581	42,829	
5	4162	Sunderland Marine Insurance Company Limited (Canada Branch)	0	0	
	4353	Technology Insurance Company Inc.	15,167	5,546	
	442	Tokio Marine & Nichido Fire Insurance Co., Ltd.	24,050	12,939	
	4050	Triton Insurance Company	25,423	4,062	
7	2994	Virginia Surety Company Inc.	0	0	
	309	Westport Insurance Corporation	111,508	16,811	
	398	XL Reinsurance America Inc.	17,607	5,953	
18	4359	XL Specialty Insurance Company	344,038	175,977	
	492	Zurich Insurance Company Ltd	437,087	195,289	
			4,555,296	1,976,620	
			TOTAL	33,243,843	16,530,960

	2,835,617	1,930,141	905,476	79%	21,651
	16,671,370	11,941,201	4,730,169	51%	1,081,297
	136,773	62,172	74,601	50%	4,759
	457,903	281,389	176,514	36%	20,910
	265,181	91,651	173,530	16%	11,644
	1,389,104	739,889	649,215	87%	188
	28,327	11,482	16,845	17%	2,910
	168,823	150,523	18,300	55%	1,432
	43,568	5,809	37,759	45%	79
	114,225	20,371	93,854	65%	809
	679,985	302,869	377,116	14%	30,868
	866,200	705,637	160,563	68%	19,147
	398,670	240,064	158,606	31%	52,562
	0	0	0	0%	0
	80,802	49,981	30,821	32%	3,188
	187,394	108,455	78,939	49%	6,434
	264,390	137,261	127,129	23%	13,509
	0	0	0	0%	0
	1,216,567	927,312	289,255	44%	63,490
	449,596	272,158	177,438	54%	10,759
	2,790,119	1,674,999	1,115,120	51%	71,721
	4,241,844	3,164,476	1,077,368	47%	178,086
	44,221,119	29,216,043	15,005,076		2,221,524
			59,847,849		9,544,967

REINSURANCE COMPANIES

FINANCIAL SUMMARY

Year ended December 31, 2021 (in thousands)

This table lists only those companies which are licensed solely for the business of reinsurance.

Notes	Insurance No.	Name	Premiums Assumed	Net Claims Incurred
-------	---------------	------	------------------	---------------------

ONTARIO BUSINESS

ONTARIO				
	687	Farm Mutual Reinsurance Plan Inc.	150,255	70,864
			150,255	70,864

EXTRA PROVINCIAL

	1351	Optimum Reassurance Inc.	68,662	26,248
			68,662	26,248

FEDERAL

	4351	Arch Reinsurance Company	34,603	2083
	3743	Aspen Insurance UK Limited	6,743	0
	3039	Canada Life Insurance Company of Canada, The	2,811,482	311,755
	541	Munich Reinsurance Company of Canada	121,811	744,15
	4418	Pacific Life Re Limited	16,282	148,16
	4155	Partner Reinsurance Company of the U.S.	55,013	32,990
	4066	PartnerRe Life Reinsurance Company of Canada.	201,840	172,63
	2491	RGA Life Reinsurance Company of Canada	713,421	148,714
	496	SCOR Canada Reinsurance Company	113,253	39,139
	245	Suecia Reinsurance Company	0	178
			4,074,448	641,353

BRANCH

	3510	American Agricultural Insurance Company	6,399	783
	4072	AXIS Reinsurance Company	38,253	25,000
	4331	British Insurance Company of Cayman	77,792	53,722
	3285	Catalina General Insurance Ltd.	0	0
	4419	CCR RE	17,283	10,110
	3344	Employers Reassurance Corporation	74,024	59,902
	409	Everest Reinsurance Company	157,497	137,27
	111	General Re Life Corporation	1,530	2,268
	4356	Hannover Re (Ireland) DAC	13,437	24,19
	9768	Hannover Rück SE	427,914	144,244
	3951	Mapfre Re, Compania De Reaseguros, S.A.	16,096	6,808
	333	Metropolitan Tower Life Insurance Company	124,338	114,268
	540	Munich Reinsurance Company	706,715	227,575
	549	Nationwide Mutual Insurance Company	0	6
	3042	Odyssey Reinsurance Company	34,536	30,490
	4037	Partner Reinsurance Company Ltd.	74	0
	1152	ReliaStar Life Insurance Company	0	0
15	2965	Siriuspoint America Insurance Company	3,050	683
	440	Swiss Reinsurance Company Ltd	221,097	93,21

TOTAL COMPANY

Total Assets	Total Liabilities	Excess of assets over liabilities	Claims incurred to earned premium	Net Income/Loss
--------------	-------------------	-----------------------------------	-----------------------------------	-----------------

1,045,249	605,038	440,211	93%	5,966
1,045,249	605,038	440,211		5,966

2,707,136	0	2,707,136	0%	27,947
2,707,136	0	2,707,136		27,947

297819	199522	98,297	35%	11,222
356676	234294	122,382	0%	(1,602)
19471635	17956209	1,515,426	0%	18,710
1245329	988920	256,409	64%	33,855
97766	0	97,766	0%	8,692
604532	353791	250,741	71%	(9,308)
656609	565809	90,800	0%	(14,785)
12288941	11147248	1,141,693	0%	31,476
695529	524957	170,572	52%	40,288
5842	2517	3,325	0%	(498)
35,720,678	31,973,267	3,747,411		118,050

79306	28940	50,366	76%	1,234
741811	545411	196,400	52%	22,941
539964	152729	387,235	0%	41,983
10895	2601	8,294	0%	11
297414	175026	122,388	55%	7,158
871240	0	871,240	0%	83,095
1378920	781890	597,030	56%	26,032
237430	48403	189,027	0%	(3,018)
374679	331360	43,319	0%	(3,482)
2043575	1369086	674,489	56%	122,467
94633	33154	61,479	66%	1,382
2756878	1430944	1,325,934	0%	(164,697)
7115640	3287175	3,828,465	0%	484,729
8522	1860	6,662	0%	(230)
515671	291181	224,490	48%	42,487
318494	216330	102,164	0%	22,675
37987	7108	30,879	0%	767
127126	30244	96,882	92%	(2,994)
2333684	1704172	629,512	39%	53,471

	3332	Toa Reinsurance Company of America, The	21,942	11040
	708	Transatlantic Reinsurance Company	43,067	12441
	4433	Wilton Re (Canada) Limited	185	871
			1,985,229	725,678

		TOTAL	6,278,594	1,464,143
--	--	--------------	------------------	------------------

	241373	161939	79,434	51%	7,652
	631472	292684	338,788	51%	35,961
	82417	67405	15,012	0%	1,190
	20,839,131	10,959,642	9,879,489		780,814

	60,312,194	43,537,947	16,774,247		932,777
--	-------------------	-------------------	-------------------	--	----------------

LIFE INSURANCE COMPANIES

FINANCIAL SUMMARY

Year ended December 31, 2021 (in thousands)

Notes	Insurance No.	Name	ONTARIO BUSINESS		TOTAL COMPANY			
			Direct Written Premiums	Benefits and payments to policyholders	Total Assets	Total Liabilities	Excess of assets over liabilities	Net Income / Loss

EXTRA PROVINCIAL				
	3485	Acadia Life	0	0
	236	Assumption Mutual Life Insurance Company	37,512	23,367
	3296	Canassurance Insurance Company	5,377	3,077
	3607	Desjardins Financial Security Life Assurance Company	1,764,440	813,501
	2832	First Canadian Insurance Corporation	23,060	2,773
	3924	Humania Assurance Inc.	4,988	330
	1660	Industrial Alliance Insurance and Financial Services Inc.	2,470,961	1,661,229
	3819	La Capitale Civil Service Insurer Inc.	27,935	24,717
	4169	LS-Travel, Insurance Company	4,988	330
	2983	National Bank Life Insurance Company	0	0
	746	SSQ, Life Insurance Company Inc.	287,194	182,929
	3758	The Union Life Mutual Assurance Company (Union Life)	0	0
	3348	Trans Global Life Insurance Company	1,324	67
			4,627,779	2,712,320

0	0	0	0
2,143,882	1,978,175	165,707	9,676
167,543	137,709	29,834	5,519
55,389,731	52,375,575	3,014,156	408,870
445,752	281,351	164,401	11,610
41,081	14,913	26,168	116
91,283,823	85,352,121	5,931,702	842,978
474,240	324,242	149,998	12,053
41,081	14,913	26,168	116
0	0	0	0
14,055,378	12,910,679	1,144,699	87,679
0	0	0	0
7,771	1,149	6,622	800
164,050,282	153,390,827	10,659,455	1,379,417

FEDERAL				
	219	Allstate Life Insurance Company of Canada	0	0
	4476	AWP Health & Life SA	3,604	1,362
	210	Blue Cross Life Insurance Company of Canada	103,224	53,740
	2825	BMO Life Assurance Company	743,233	475,987
	3596	BMO Life Insurance Company	84,814	24,517
	4415	Brookfield Annuity Company	589,153	55,725
	118	Canada Life Assurance Company, The	7,390,113	4,771,896
	251	Canadian Premier Life Insurance Company	148,521	13,963
	3637	Chubb Life Insurance Company of Canada	148,134	43,541
	2692	CIBC Life Insurance Company Limited	15,068	4,165
	1658	CIGNA Life Insurance Company of Canada	15,832	6,348
	2658	CompCorp Life Insurance Company	0	0
	287	Co-operators Life Insurance Company	369,713	207,026
	9204	CUMIS Life Insurance Company	0	0
	306	Empire Life Insurance Company, The	534,388	383,945
	312	Equitable Life Insurance Company of Canada, The	618,155	266,848
	3602	Foresters Life Insurance Company	139,163	104,525
	768	ivari	385,333	239,310
	2783	La Capitale Financial Security Insurance Company	27,935	24,717
	3530	MD Life Insurance Company	0	0

3,696	29	3,667	(34)
35,798	20,938	14,860	(1,081)
1,937,670	1,691,319	246,351	6,904
14,384,069	12,982,132	1,401,937	161,816
14,408,916	13,074,208	1,334,708	160,064
3,125,221	2,867,699	257,522	6,320
426,404,232	401,975,008	24,429,224	2,871,205
316,896	207,853	109,043	3,684
166,954	79,312	87,642	7,445
105,852	0	105,852	9,163
104,478	39,896	64,582	8,550
10,000	1,104	8,896	(72)
10,198,093	8,817,771	1,380,322	(65,482)
0	0	0	0
19,222,774	17,051,196	2,171,578	242,698
6,836,669	5,606,914	1,229,755	186,767
1,895,883	1,592,672	303,211	(86,122)
13,900,398	12,460,901	1,439,497	73,920
74,240	24,242	49,998	12,053
2,220,385	2,203,785	16,600	1,663

	2331	Primerica Life Insurance Company of Canada	177,375	83,750
	3068	RBC Life Insurance Company	1,067,317	542,054
	67	Reliable Life Insurance Company	4,651	3,437
	4467	SCOR SE	0	0
	49	Scotia Life Insurance Company	0	78
	439	Sun Life Assurance Company of Canada	7,681,891	4,657,514
	3937	Sun Life Insurance (Canada) Limited	51,508	32,951
	2967	TD Life Insurance Company	63,186	10,998
	600	The Manufacturers Life Insurance Company	5,273,260	4,366,436
	3862	TruStage Life of Canada	122,540	81,715
	478	Wawanesa Life Insurance Company, The	51,395	43,580
			25,809,506	16,500,128

	4,492,492	3,908,318	584,174	119,782
	21,636,162	18,699,587	2,936,575	226,986
	15,711	7,337	8,374	(257)
	550,885	138,459	412,426	5,261
	20,837	1,772	19,065	(941)
	339,285,048	315,534,434	23,750,614	2,978,114
	27,480,355	25,230,183	2,250,172	404,655
	189,516	96,972	92,544	5,472
	918,209,981	849,141,630	69,068,351	7,597,714
	2,464,884	2,296,847	168,037	17,699
	1,786,379	1,534,804	251,575	6,565
	1,831,484,474	1,697,287,322	134,197,152	14,960,511

BRANCH

	209	Aetna Life Insurance Company	3,699	2,084
	558	Allianz Life Insurance Company of North America	10	79
	676	American Bankers Life Assurance Company of Florida	131,973	12,709
	3457	American Health and Life Insurance Company	4,074	913
	1712	American Income Life Insurance Company	51,900	10,206
	311	AXA Equitable Life Insurance Company	15	0
	269	Combined Insurance Company of America	41,997	19,339
	279	Connecticut General Life Insurance Company	854	2,316
2	3499	Gerber Life Insurance Company	0	0
	520	Jackson National Life Insurance Company	2	12
	1605	Liberty Life Assurance Company of Boston	0	0
	505	Life Insurance Company of North America	1	9,285
	4378	Manulife Assurance Company of Canada	133	25,078
	530	Metropolitan Life Insurance Company	0	0
	9553	New York Life Insurance Company	35,075	10,380
	3024	Pavonia Life Insurance Company of Michigan	1,169	7
	459	United American Insurance Company	75	89
			270,977	92,497

	94,759	16,210	78,549	2,415
	38,975	18,306	20,669	83
	189,583	88,251	101,332	4,024
	55,234	12,789	42,445	3,332
	658,483	188,296	470,187	83,196
	74,452	2,843	71,609	8,652
	977,813	360,209	617,604	63,054
	181,934	123,812	58,122	5,390
	0	0	0	0
	10,627	7,268	3,359	238
	0	0	0	0
	183,197	60,656	122,541	11,238
	1,619,289	1,550,509	68,780	707
	112,528	1,528	111,000	883
	611,733	201,551	410,182	18,883
	54,127	12,684	41,443	2,524
	13,995	4,168	9,827	(229)
	4,876,729	2,649,080	2,227,649	204,390

		TOTAL	30,708,262	19,304,945
--	--	--------------	-------------------	-------------------

	2,000,411,485	1,853,327,229	147,084,256	16,544,318
--	----------------------	----------------------	--------------------	-------------------

FRATERNAL SOCIETIES

FINANCIAL SUMMARY Year ended December 31, 2021 (in thousands)			ONTARIO BUSINESS		TOTAL COMPANY			
			Direct Written Premiums	Benefits and payments to policyholders	Total Assets	Total Liabilities	Excess of assets over liabilities	Net Income / Loss
Notes	Insurance No.	Name	\$	\$	\$	\$	\$	\$
ONTARIO								
	17	Guaranteed Funeral Deposits of Canada (Fraternal)	0	0	796,936	786,710	10,226	2,366
			0	0	796,936	786,710	10,226	2,366
FEDERAL								
	141	ACTRA Fraternal Benefit Society	11,741	7,480	961,912	0	961,912	(358)
	870	Faithlife Financial	15,739	13,621	391,348	0	391,348	4,440
	18	Grand Orange Lodge of British America, The	1,485	1,125	27,159	0	27,159	222
	20	Independent Order of Foresters, The	36,465	17,517	18,724,012	0	18,724,012	(71,281)
	28	Teachers Life Insurance Society (Fraternal)	18,537	8,943	90,469	0	90,469	(1,092)
	23	Toronto Police Widows and Orphans Fund	1,786	2,662	125,041	0	125,041	20
	34	UFSC Heritage Life Insurance Fraternal Society	3	20	7,833	0	7,833	(183)
			85,756	51,368	20,327,774	0	20,327,774	(68,232)
BRANCH								
1	13	Croatian Fraternal Union of Amercia	0	0	0	0	0	0
	21	Knights of Columbus	77,849	47,835	4,379,835	0	4,379,835	(87,992)
	30	Royal Arcanum, Supreme Council Of, The	59	471	10,979	0	10,979	614
	37	Ukrainian National Association	13	29	9,013	0	9,013	378
	40	United Commercial Travelers of America, Order of	0	0	0	0	0	0
			77,921	48,335	4,399,827	0	4,399,827	(87,000)
		TOTAL	163,677	99,703	25,524,537	786,710	24,737,827	(152,866)

RECIPROCAL OR INTERINSURANCE EXCHANGES

FINANCIAL SUMMARY

Year ended December 31, 2021 (in thousands)

Notes	Insurance No.	Name		
-------	---------------	------	--	--

ONTARIO BUSINESS

ONTARIO			Direct Written Premiums	Direct Claims Incurred
	1650	Canadian Universities Reciprocal Insurance Exchange	14,383	16,824
	2152	Community Newspapers Reciprocal Insurance Exchange	0	0
	1593	Healthcare Insurance Reciprocal of Canada	195,722	163,074
	1741	Municipal Electric Association Reciprocal Insurance Exchange	15,908	9,120
	1725	Ontario Municipal Insurance Exchange	0	0
	1577	Ontario School Boards' Insurance Exchange	37,357	25,441
	3682	Poultry Insurance Exchange Reciprocal of Canada	4,281	4
			267,651	214,463

EXTRA PROVINCIAL

	3918	Canadian Airports Reciprocal Insurance Exchange (CARIE)	228	0
	4204	Canadian Egg Industry Reciprocal Alliance	0	0
	1576	Canadian Lawyers Liability Assurance Society	8,078	595
			8,306	595

		TOTAL	275,957	215,058
--	--	--------------	----------------	----------------

TOTAL COMPANY

Total Assets	Total Liabilities	Excess of assets over liabilities	Claims Incurred to earned premium	Net Income / Loss
--------------	-------------------	-----------------------------------	-----------------------------------	-------------------

191,130	85,340	105,790	76%	10,034
429	75	354	0%	(28)
2,193,813	1,500,588	693,225	97%	236,437
145,722	48,278	97,444	84%	1,778
141,693	94,161	47,532	0%	701
275,326	133,662	141,664	68%	22,220
27,104	3,544	23,560	7%	4,747
2,975,217	1,865,648	1,109,569		275,889

9,109	4,443	4,666	460%	(168)
19,631	4,035	15,596	131%	960
95,350	82,517	12,833	0%	595
124,090	90,995	33,095		1,387

3,099,307	1,956,643	1,142,664		277,276
------------------	------------------	------------------	--	----------------

Note No.	Insurer Type	Notes
1	Fraternal - Life	Croatian Fraternal Union of America was cancelled effective January 8, 2021
2	Life	Gerber Life Insurance Company was cancelled effective November 23, 2021
3	Property & Casualty	Guarantee Company of North America, The was cancelled effective March 16, 2021 (due to amalgamation with Intact Insurance)
4	Farm Mutual - P&C	Hay Mutual Insurance Company cancelled effective January 1, 2021 (due to amalgamation with Town & Country, the new amalgamated company name is HT & C Mutual Insurance)
5	Property & Casualty	Sunderland Marine Insurance Company Limited (Canada Branch) cancelled effective February 17, 2021
6	Farm Mutual - P&C	Town & Country Mutual Insurance Company cancelled effective January 1, 2021 (due to amalgamated with Hay Mutual, the amalgamated company is HT & C Mutual)
7	Property & Casualty	Virginia Surety Company Inc. cancelled effective November 22, 2021
8	Property & Casualty	Industrial Alliance Pacific General Insurance Corporation add Liability Class of Insurance November 10, 2021
9	Property & Casualty	Economical Mutual Insurance Company add Legal Expenses Class November 1, 2021
10	Property & Casualty	First North American Insurance Company add Fidelity Class January 14, 2021
11	Property & Casualty	Sentry Insurance a Mutual Company name change to Sentry Insurance Company effective February 3, 2021
12	Property & Casualty	Sentry Insurance Company changed from Mutual Insurance Corporation to Join Stock Insurance Company effective January 27, 2021
13	Property & Casualty	Atradius Crédito y Caución S.A. de Seguros y Reaseguros add Surety Class April 14, 2021
14	Property & Casualty	TTC Insurance Company Limited amended licence to expand automobile insurance to City of Toronto June 1, 2021
15	Reinsurer - Life and General	Sirius America Insurance Company name change to Siriuspoint America Insurance Company effective November 15, 2021
16	Property & Casualty	Hartford Fire Insurance Company added credit class effective September 27, 2021.
17	Property & Casualty	Genworth Financial Mortgage Insurance Company Canada name change to Sagen Mortgage Insurance Company Canada effective June 7, 2021.
18	Property & Casualty	XL Specialty Insurance Company added fidelity class effective July 22, 2021
19	Farm Mutual - P&C	Heartland Farm Mutual and The Kings Mutual (not an Ontario regulated company) Amalgamation effective July 29, 2021