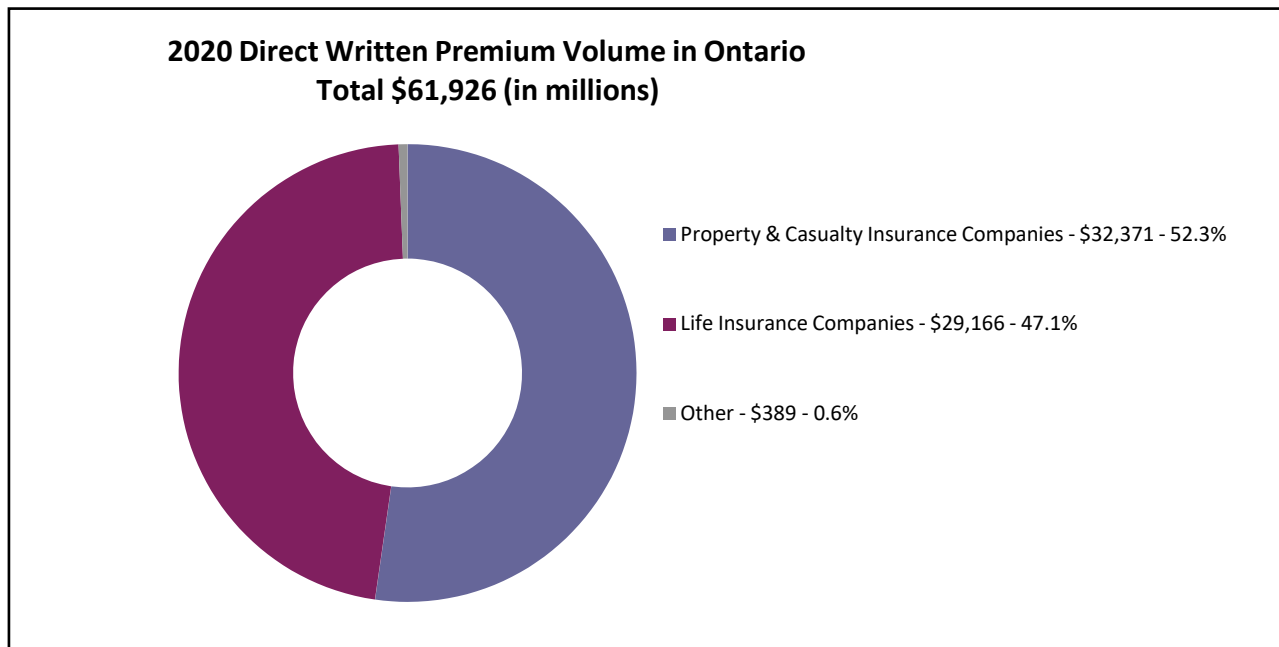


CEO Report on Insurance 2020

Revised: November 16, 2021

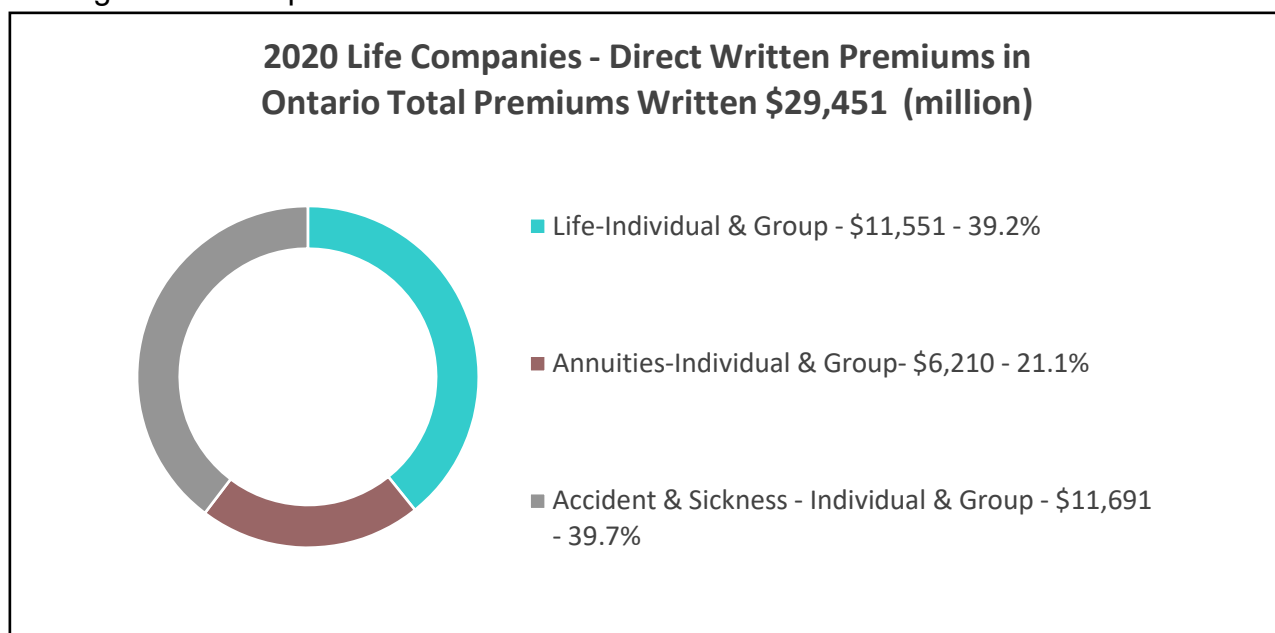
2020 Chief Executive Officer's Report on Insurance

Insurance is a \$62 billion business in Ontario. In 2020, of the total premium dollar volume, 52.3 per cent went to the property and casualty (including automobile) insurance industry and 47.1 per cent went to the life insurance industry.



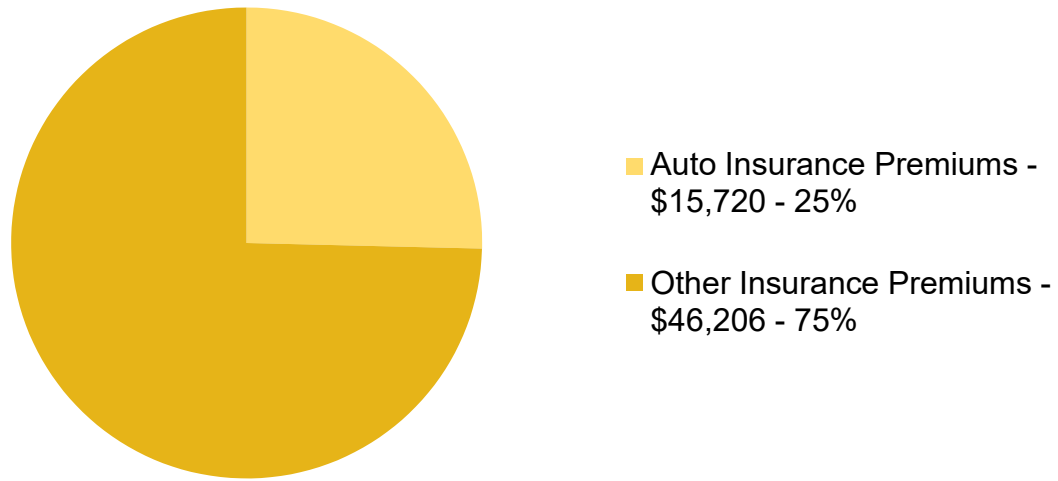
* includes Fraternal and Reinsurers

Of the \$29 billion spent on premiums to the life insurers, 39.7 per cent went to the purchase of accident & sickness coverage, 39.2 per cent also to the purchase of individual and group life coverages and 21.1 per cent went to annuities.



*includes Fraternal

2020 Auto vs. Other Direct Written Premium Volume in Ontario
Total \$61,926 (in millions)



Note: Other insurance premiums include P&C, Life, Annuity and Accident & Sickness

Notes:

“Branch”: Foreign insurer with a branch in Ontario/Canada. Licenced in Ontario, but OSFI is the primary regulator

“Federal”: Federally incorporated. Licenced in Ontario, but OSFI is the primary regulator

“Extra Provincial”: Incorporated in a province other than Ontario. Licenced in Ontario, but the other province is the primary regulator

2020 Direct Written Premium Volume in Ontario Total \$61,926 (in millions)

| | Property & Casualty Insurance Companies - \$32,371 - 52.3% | Life Insurance Companies - \$29,166 - 47.1% | Other * |
|-------------------|--|---|---------|
| % of total | 52.3% | 47.1% | 0.6% |
| DWP | 32,370,864 | 29,166,359 | 389,075 |

| | | | |
|--------------|-------------------|-------------------------------------|--|
| TOTAL | 61,926,298 | * includes Fraternal and Reinsurers | |
|--------------|-------------------|-------------------------------------|--|

2020 Life Companies - Direct Written Premiums in Ontario Total Premiums Written \$29,451 (in millions)

| | Life - Individual & Group | Annuities - Individual & Group | Accident & Sickness - Individual & Group |
|-----------------------|------------------------------|-----------------------------------|---|
| % of total | 39.2% | 21.1% | 39.7% |
| Individual % | 31.0% | 5.6% | 4.6% |
| Group % | 8.3% | 15.5% | 35.1% |
| Total DWP | 11,550,730 | 6,209,543 | 11,690,567 |
| Individual DWP | 9,120,759 | 1,639,909 | 1,367,997 |
| Group DWP | 2,429,971 | 4,569,634 | 10,322,570 |

| | | | |
|--------------|-------------------|----------------------|--|
| TOTAL | 29,450,840 | * includes Fraternal | |
|--------------|-------------------|----------------------|--|

2020 Auto vs. Non-Auto Direct Written Premium Volume in Ontario Total \$61,926 (in millions)

| | Auto Insurance Premiums - \$15,720 - 25% | Other Insurance Premiums - \$46,206 - 75% |
|-------------------|--|---|
| % of total | 25% | 75% |
| DWP | 15,719,818 | 46,206,480 |

| | |
|--------------|-------------------|
| TOTAL | 61,926,298 |
|--------------|-------------------|

PROPERTY AND CASUALTY COMPANIES

FINANCIAL SUMMARY
December 31, 2020 (in thousands)

Year ended

| | | ONTARIO BUSINESS | | TOTAL COMPANY | | | | |
|-------|---------------|---|------------------------|------------------|-------------------|-----------------------------------|-----------------------------------|-------------------|
| | | Direct Written Premiums | Direct Claims Incurred | Total Assets | Total Liabilities | Excess of assets over liabilities | Claims incurred to earned premium | Net Income/Losses |
| | | \$ | \$ | \$ | \$ | \$ | % | \$ |
| Notes | Insurance No. | ONTARIO | | | | | | |
| | 51 | 10381 | 13904 | 21784 | 13928 | 7,856 | 51% | 742 |
| | 52 | 1218 | 291 | 5035 | 1084 | 3,951 | 33% | 102 |
| | 605 | 37541 | 16923 | 109522 | 41616 | 68,036 | 51% | 4209 |
| | 607 | 26384 | 10829 | 68455 | 25432 | 43,023 | 52% | 2809 |
| | 608 | 17800 | 7308 | 75488 | 20742 | 54,728 | 48% | 2580 |
| | 610 | 7128 | 3433 | 14833 | 8088 | 6,545 | 58% | 749 |
| | 2 | 407887 | 182930 | 862540 | 569708 | 292,834 | 54% | 60636 |
| | 4439 | 15590 | 5103 | 36182 | 20106 | 16,076 | 44% | 1842 |
| | 624 | 12107 | 5368 | 37707 | 16215 | 21,492 | 51% | 1910 |
| | 9482 | 25334 | 10439 | 194086 | 122219 | 71,867 | 32% | 15146 |
| | 616 | 8538 | 4787 | 21033 | 12577 | 8,456 | 58% | 238 |
| | 643 | 19722 | 10599 | 69115 | 26946 | 42,169 | 59% | 2361 |
| | 648 | 35688 | 16239 | 72254 | 44658 | 27,596 | 47% | 4386 |
| | 620 | 7972 | 5478 | 30182 | 11060 | 19,122 | 75% | 152 |
| | 856 | 16724 | 10757 | 44341 | 37399 | 6,942 | 45% | 0 |
| | 4114 | 27986 | 11659 | 85333 | 38663 | 26,470 | 49% | 3979 |
| | 625 | 31221 | 21890 | 74284 | 40307 | 33,977 | 61% | 440 |
| | 4493 | 0 | 0 | 0 | 0 | 0 | 0% | 0 |
| | 627 | 31003 | 17098 | 76043 | 39507 | 36,536 | 59% | 2601 |
| | 628 | 34299 | 18554 | 84114 | 46474 | 37,640 | 52% | 4480 |
| | 630 | 11187 | 4754 | 56560 | 15474 | 41,086 | 54% | 1266 |
| | 631 | 14721 | 14033 | 58692 | 24490 | 34,202 | 91% | -431 |
| | 4218 | 24735 | 11725 | 48770 | 26377 | 22,393 | 57% | 2628 |
| | 633 | 45941 | 26502 | 126298 | 68522 | 57,776 | 60% | 4447 |
| | 636 | 13125 | 8469 | 28938 | 18692 | 10,246 | 59% | 1024 |
| | 635 | 27608 | 17076 | 80008 | 39404 | 40,604 | 66% | 2039 |
| | 2162 | 113666 | 105823 | 802396 | 532826 | 269,570 | 94% | 21010 |
| | 3658 | 3798 | 1096 | 43004 | 30371 | 12,633 | 58% | 0 |
| | 639 | 14124 | 6951 | 34795 | 18320 | 16,475 | 49% | 2233 |
| | 3100 | 12783 | 4378 | 44970 | 13714 | 31,256 | 42% | 2445 |
| | 93 | 17209 | 9099 | 43852 | 21807 | 22,045 | 59% | 705 |
| | 644 | 13206 | 5807 | 41087 | 16379 | 24,708 | 59% | 1312 |
| | 4460 | 30250 | 13087 | 65807 | 39217 | 26,590 | 48% | 3364 |
| | 649 | 55547 | 35006 | 123650 | 75931 | 47,719 | 51% | 6243 |
| | 3650 | 38177 | 15082 | 133964 | 97876 | 36,088 | 81% | 1457 |
| | 652 | 20253 | 10984 | 73980 | 29928 | 44,052 | 52% | 2311 |
| | 4217 | 207112 | 104957 | 538945 | 307352 | 231,593 | 58% | 11144 |
| | 658 | 22334 | 10035 | 61254 | 26503 | 34,751 | 52% | 3106 |
| | 109 | 11627 | 4664 | 28265 | 15899 | 12,366 | 46% | 1758 |
| | 3498 | 18871 | 13871 | 55264 | 33083 | 22,181 | 59% | 1386 |
| | 3651 | 17936 | 8795 | 51782 | 19202 | 32,580 | 49% | 2122 |
| | 3730 | 71608 | 44949 | 167097 | 101923 | 65,174 | 60% | 6573 |
| | 2803 | 0 | 0 | 136234 | 136134 | 100 | 0% | 0 |
| | 659 | 10308 | 4872 | 47008 | 11267 | 35,742 | 43% | 1380 |
| | 617 | 18623 | 8765 | 53869 | 25011 | 28,588 | 57% | 1459 |
| | 659 | 14173 | 7300 | 29107 | 16532 | 12,575 | 63% | 955 |
| | | 1,621,385 | 871,268 | 4,937,838 | 2,899,451 | 2,038,387 | | 191,058 |
| | | EXTRA PROVINCIAL | | | | | | |
| | 2512 | 835745 | 523865 | 3878107 | 3109981 | 768,126 | 61% | 131559 |
| | 2887 | 108041 | 60379 | 927434 | 655657 | 271,777 | 56% | 53703 |
| | 3360 | 3638 | 162 | 7538 | 1937 | 5,601 | 6% | 1234 |
| | 3400 | 5345 | 0 | 0 | 0 | 0 | 0% | 0 |
| | 3498 | 152036 | 94720 | 4714007 | 2944699 | 176,938 | 54% | 21852 |
| | 375 | 0 | 0 | 0 | 0 | 0 | 0% | 0 |
| | 3759 | 11551 | 7685 | 35992 | 12762 | 23,237 | 64% | 1360 |
| | 3783 | 57 | 52 | 19618 | 2736 | 16,882 | 44% | 1643 |
| | 3849 | 3 | 0 | 715828 | 536439 | 179,389 | 54% | 53749 |
| | 4181 | 23701 | 8905 | 767260 | 588910 | 180,350 | 58% | 4764 |
| | 4213 | 28624 | 12396 | 189063 | 134762 | 54,301 | 47% | 7305 |
| | 4216 | 21478 | 18496 | 45872 | 12108 | 33,764 | 64% | 0 |
| | 4355 | 2350 | 1795 | 244526 | 143063 | 101,463 | 48% | 10521 |
| | 4499 | 0 | 0 | 76927 | 57778 | 19,149 | 55% | 2986 |
| | 596 | 57245 | 26349 | 273506 | 196714 | 76,792 | 58% | 7404 |
| | | 1,250,770 | 752,784 | 8,196,962 | 6,115,173 | 2,081,789 | | 298,080 |
| | | FEDERAL | | | | | | |
| | 271 | 438854 | 319562 | 4661185 | 3896639 | 764,546 | 84% | 29612 |
| | 217 | 1011518 | 528518 | 4788085 | 3587870 | 1,200,215 | 57% | 351023 |
| | 4203 | 81804 | 94360 | 518124 | 435687 | 82,437 | 117% | 0 |
| | 3533 | 21478 | 0 | 4440 | 640 | 3,800 | 0% | 0 |
| | 4413 | 5069 | 7007 | 44637 | 25266 | 19,371 | 69% | 0 |
| | 9352 | 0 | 2910 | 370265 | 320145 | 50,120 | 65% | 5649 |
| | 3101 | 641497 | 438908 | 2824839 | 2568687 | 256,152 | 65% | 26642 |
| | 331 | 1890875 | 1345778 | 10255604 | 9081599 | 1,174,005 | 65% | 125013 |
| | 4396 | 0 | 0 | 0 | 0 | 0 | 0% | 0 |
| | 3931 | 0 | 3123 | 2904319 | 1664488 | 1,239,831 | 10% | 211994 |
| | 3600 | 38 | 104 | 334351 | 236679 | 97,672 | 62% | 387 |
| | 326 | 2679 | 699 | 15401 | 1327 | 14,074 | 35% | 0 |
| | 3604 | 353880 | 261582 | 1705519 | 1479793 | 225,726 | 64% | 57748 |
| | 4028 | 1969608 | 1398792 | 7769922 | 6370884 | 1,399,038 | 72% | 148050 |
| | 9608 | 647433 | 468985 | 4506334 | 3402303 | 1,104,031 | 52% | 129635 |
| | 529 | Cooperators - Sovereign General Insurance Company (The) | 85719 | 2053563 | 1776581 | 276,982 | 66% | 36007 |
| | 1012 | CO-OPERATORS GENERAL INSURANCE COMPANY | 896591 | 8303692 | 6185720 | 2,117,972 | 66% | 290442 |
| | 1608 | COSECO INSURANCE COMPANY | 1706333 | 1153497 | 962600 | 190,897 | 66% | 25735 |
| | 720 | CUMIS GENERAL INSURANCE COMPANY | 69892 | 401462 | 298461 | 103,001 | 65% | 9954 |
| | 9016 | Desjardins - Personal Insurance Company (The) | 492249 | 3641840 | 3010010 | 631,830 | 65% | 137005 |
| | 712 | ECHELON INSURANCE | 224974 | 1056078 | 858926 | 197,152 | 71% | 31245 |
| | 535 | Economical - Missisquoi Insurance Company (The) | 185 | 511746 | 354627 | 157,119 | 67% | 11953 |
| | 300 | ECONOMICAL MUTUAL INSURANCE COMPANY | 871968 | 6662333 | 4844368 | 1,817,965 | 67% | 153936 |
| | 303 | ELITE INSURANCE COMPANY | 67618 | 945589 | 825428 | 120,161 | 65% | 12699 |
| | 4407 | ESURANCE INSURANCE COMPANY OF CANADA | 0 | 24440 | 178 | 24,262 | 0% | 268 |
| | 2598 | EVEREST INSURANCE COMPANY OF CANADA | 42345 | 538178 | 471392 | 66,786 | 81% | 0 |
| | 3802 | FCT INSURANCE COMPANY LTD. | 40670 | 370573 | 262250 | 108,323 | 35% | 9298 |
| | 1654 | FEDERATED INSURANCE COMPANY OF CANADA | 115279 | 830070 | 621471 | 208,599 | 69% | 16671 |
| | 1057 | FIRST NORTH AMERICAN INSURANCE COMPANY | 954 | 8543 | 426 | 8,117 | 14% | 698 |
| | 347 | GORE MUTUAL INSURANCE COMPANY | 233234 | 1149014 | 817894 | 331,120 | 61% | 12223 |
| | 4153 | HDI GLOBAL SPECIALTY SE | 26055 | 418735 | 382590 | 36,145 | 72% | 809 |
| | 567 | HEARTLAND FARM MUTUAL INC. | 63776 | 316389 | 195324 | 121,065 | 0% | 25054 |
| | 405 | Intact - Guarantee Company of North America (The) (Ceased 2021) | 205165 | 1499465 | 1186466 | 312,999 | 54% | 0 |
| | 9408 | Intact - Nordic Insurance Company of Canada (The) | 18149 | 1290000 | 1092161 | 197,839 | 61% | 53170 |
| | 410 | INTACT INSURANCE COMPANY | 1658923 | 19323703 | 15058237 | 4,265,466 | 60% | 607574 |
| | 690 | JEVCO INSURANCE COMPANY | 92307 | 1020116 | 824428 | 195,688 | 61% | 49981 |
| | 4009 | MIC INSURANCE COMPANY CANADA | 0 | 42151 | 211 | 41,940 | 0% | 373 |
| | 250 | Munich Re - Boiler Inspection and Insurance Company of Canada (The) | 2323 | 298938 | 195742 | 103,196 | 29% | 26424 |
| | 2879 | NORTHBRIDGE GENERAL INSURANCE CORPORATION | 461506 | 5087317 | 3654372 | 1,432,945 | 63% | 182714 |
| | 1749 | NOVEX INSURANCE COMPANY | 141977 | 1334930 | 1128276 | 206,652 | 61% | 136012 |

LIFE INSURANCE COMPANIES

ONTARIO BUSINESS

TOTAL COMPANY

| FINANCIAL SUMMARY Year ended December 31, 2020 (in thousands) | | | | Direct Written Premiums | Benefits and payments to policyholders | Total Assets | Total Liabilities | Excess of assets over liabilities | Net Income / Loss |
|--|-------------|---|------------------|----------------------------|--|--------------------|-------------------|--------------------------------------|----------------------|
| Notes | Insurance # | Name | \$ | \$ | \$ | \$ | \$ | \$ | \$ |
| | | EXTRA PROVINCIAL | | | | | | | |
| | 3485 | ACADIA LIFE | 0 | 0 | 0 | 0 | 0 | 0 | 0 |
| | 236 | ASSUMPTION MUTUAL LIFE INSURANCE COMPANY | 38,317 | 20,040 | 2061340 | 0 | 2,061,340 | 8354 | |
| | 3296 | CANASSURANCE INSURANCE COMPANY | 4,914 | 2,632 | 174691 | 0 | 174,691 | 0 | |
| | 3607 | DESJARDINS FINANCIAL SECURITY LIFE ASSURANCE COMPANY | 1,177,114 | 702,317 | 50141224 | 47263887 | 2,877,337 | 515829 | |
| | 2832 | FIRST CANADIAN INSURANCE CORPORATION | 23,685 | 2,974 | 437520 | 0 | 437,520 | 0 | |
| | 3924 | HUMANIA ASSURANCE INC. | 2,809 | 2,964 | 33193 | 0 | 33,193 | 357 | |
| | 1660 | INDUSTRIAL ALLIANCE INSURANCE AND FINANCIAL SERVICES INC. | 2,466,357 | 1,266,220 | 83468547 | 78233356 | 5,235,191 | 660742 | |
| | 3819 | LA CAPITALE CIVIL SERVICE INSURER INC. | 252,963 | 130,802 | 10292375 | 0 | 10,292,375 | 145538 | |
| | 4169 | LS-TRAVEL, INSURANCE COMPANY | 0 | 0 | 0 | 0 | 0 | 0 | |
| | 2983 | NATIONAL BANK LIFE INSURANCE COMPANY | 0 | 0 | 0 | 0 | 0 | 0 | |
| 12 | 4176 | SSQ INSURANCE COMPANY INC. | 0 | 0 | 0 | 0 | 0 | 0 | |
| | 746 | SSQ, LIFE INSURANCE COMPANY INC. | 281,547 | 181,399 | 13893919 | 0 | 13,893,919 | 109933 | |
| 13 | 4094 | THE EXCELLENCE LIFE INSURANCE COMPANY | 0 | 0 | 0 | 0 | 0 | 0 | |
| | 3758 | THE UNION LIFE MUTUAL ASSURANCE COMPANY (UNION LIFE) | 12,666 | 1,336 | 2729504 | 0 | 2,729,504 | 5348 | |
| | 3348 | TRANS GLOBAL LIFE INSURANCE COMPANY | 1,630 | 71 | 7500 | 0 | 7,500 | 915 | |
| | | | 4,262,002 | 2,310,755 | 163,239,813 | 125,497,243 | 37,742,570 | 1,447,016 | |
| | | FEDERAL | | | | | | | |
| | 219 | ALLSTATE LIFE INSURANCE COMPANY OF CANADA | 0 | 0 | 3749 | 26 | 3,723 | 0 | |
| | 3862 | ASSURANT LIFE OF CANADA | 122,842 | 80,168 | 2482921 | 2324583 | 158,338 | 19175 | |
| | 4476 | AWP HEALTH & LIFE SA | 3,744 | 1,827 | 31295 | 14979 | 16,316 | 0 | |
| | 210 | BLUE CROSS LIFE INSURANCE COMPANY OF CANADA | 87,514 | 54,829 | 1854851 | 1625241 | 229,610 | 8539 | |
| | 2825 | BMO LIFE ASSURANCE COMPANY | 447,900 | 353,790 | 13562399 | 12308399 | 1,254,000 | 120129 | |
| | 3596 | BMO LIFE INSURANCE COMPANY | 42,727 | 8,258 | 13598158 | 12409519 | 1,188,639 | 122825 | |
| | 4415 | BROOKFIELD ANNUITY COMPANY | 439,974 | 38,407 | 1833360 | 1727841 | 105,519 | 3567 | |
| | 251 | CANADIAN PREMIER LIFE INSURANCE COMPANY | 134,339 | 13,627 | 316517 | 208679 | 107,838 | 4369 | |
| | 2783 | Capitale Financial Security Insurance Company (La) | 28,271 | 24,724 | 605358 | 467974 | 137,384 | 3286 | |
| | 3637 | CHUBB LIFE INSURANCE COMPANY OF CANADA | 146,755 | 74,543 | 142018 | 58443 | 83,575 | 13643 | |
| | 2692 | CIBC LIFE INSURANCE COMPANY LIMITED | 15,978 | 4,311 | 91178 | 0 | 91,178 | 9110 | |
| | 1658 | CIGNA LIFE INSURANCE COMPANY OF CANADA | 14,272 | 7,584 | 111357 | 38951 | 72,406 | 11106 | |
| | 2658 | COMPCORP LIFE INSURANCE COMPANY | 0 | 0 | 10000 | 1032 | 8,968 | 0 | |
| | 287 | CO-OPERATORS LIFE INSURANCE COMPANY | 311,800 | 176,817 | 9451080 | 8103688 | 1,347,392 | 0 | |
| | 9204 | CUMIS LIFE INSURANCE COMPANY | 50,315 | 23,135 | 1389261 | 1091691 | 297,570 | 24121 | |
| | 306 | Empire Life Insurance Company (The) | 495,021 | 347,848 | 18314163 | 16367093 | 1,947,070 | 150529 | |
| | 312 | Equitable Life Insurance Company of Canada (The) | 534,773 | 232,761 | 5989015 | 4936915 | 1,052,100 | 153097 | |
| | 3602 | FORESTERS LIFE INSURANCE COMPANY | 126,376 | 93,331 | 1870574 | 1477899 | 392,675 | 84371 | |
| | 118 | GWL - Canada Life Assurance Company (The) | 7,122,160 | 4,354,337 | 396289794 | 373232621 | 23,057,173 | 2809309 | |
| | 768 | IVARI | 365,170 | 207,215 | 13862127 | 12445900 | 1,416,227 | 0 | |
| 16 | 516 | LONDON LIFE INSURANCE COMPANY | 0 | 0 | 0 | 0 | 0 | 0 | |
| | 600 | Manulife - Manufacturers Life Insurance Company (The) | 4,990,436 | 4,279,744 | 880794463 | 815960959 | 64,833,504 | 6428904 | |
| | 3530 | MD LIFE INSURANCE COMPANY | 0 | 0 | 2270447 | 2255510 | 14,937 | 1653 | |
| | 2331 | PRIMERICA LIFE INSURANCE COMPANY OF CANADA | 169,769 | 84,700 | 4393721 | 3748640 | 645,081 | 74695 | |
| | 3068 | RBC LIFE INSURANCE COMPANY | 1,034,117 | 448,767 | 20006020 | 17094366 | 2,911,654 | 382312 | |
| | 67 | RELIABLE LIFE INSURANCE COMPANY | 5,431 | 3,434 | 18314 | 9683 | 8,631 | 0 | |
| | 4467 | SCOR SE | 0 | 0 | 536556 | 107163 | 429,393 | 81845 | |
| | 49 | SCOTIA LIFE INSURANCE COMPANY | 0 | (9) | 23224 | 3218 | 20,006 | 0 | |

| | | | | | | | | |
|----|-------|--|-------------------|-------------------|--------------------|--------------------|-------------------|------------------|
| | 439 | SUN LIFE ASSURANCE COMPANY OF CANADA | 7,886,859 | 4,320,419 | 322625850 | 300917152 | 21,708,698 | 1406916 |
| | 3937 | SUN LIFE INSURANCE (CANADA) LIMITED | 52,702 | 29,550 | 26542222 | 24616430 | 1,925,792 | 168110 |
| | 2967 | TD LIFE INSURANCE COMPANY | 64,476 | 20,243 | 267114 | 176551 | 90,563 | 5266 |
| 14 | 9404 | THE GREAT-WEST LIFE ASSURANCE COMPANY | 0 | 0 | 0 | 0 | 0 | 0 |
| 15 | 478 | Wawanesa Life Insurance Company (The) | 57,488 | 33,349 | 1770513 | 1522214 | 248,299 | 5659 |
| 17 | 1641 | WESTERN LIFE ASSURANCE COMPANY | 0 | 0 | 0 | 0 | 0 | 0 |
| | | | | | | | | |
| | | | 24,628,367 | 15,237,541 | 1,738,570,949 | 1,612,928,751 | 125,642,198 | 12,073,361 |
| | | | | | | | | |
| | | BRANCH | | | | | | |
| | 209 | AETNA LIFE INSURANCE COMPANY | 800 | 1138 | 95621 | 16161 | 79460 | 1747 |
| | 558 | ALLIANZ LIFE INSURANCE COMPANY OF NORTH AMERICA | 11 | 75 | 40429 | 19707 | 20722 | 0 |
| | 676 | AMERICAN BANKERS LIFE ASSURANCE COMPANY OF FLORIDA | 142931 | 14629 | 224644 | 107748 | 116896 | 19379 |
| | 3457 | AMERICAN HEALTH AND LIFE INSURANCE COMPANY | 2642 | 822 | 51842 | 11669 | 40173 | 3621 |
| | 1712 | AMERICAN INCOME LIFE INSURANCE COMPANY | 47236 | 9306 | 623127 | 195413 | 427714 | 19389 |
| | 3111 | AXA EQUITABLE LIFE INSURANCE COMPANY | 15 | 0 | 76584 | 9721 | 66863 | 17844 |
| | 269 | COMBINED INSURANCE COMPANY OF AMERICA | 42153 | 16587 | 1076408 | 370344 | 706064 | 34611 |
| | 279 | CONNECTICUT GENERAL LIFE INSURANCE COMPANY | 836 | 76 | 186448 | 131395 | 55053 | 0 |
| | 34999 | GERBER LIFE INSURANCE COMPANY | 1236 | 456 | 22538 | 334 | 22204 | 12104 |
| | 520 | JACKSON NATIONAL LIFE INSURANCE COMPANY | 2 | 6 | 10616 | 7883 | 2733 | 0 |
| | 1605 | LIBERTY LIFE ASSURANCE COMPANY OF BOSTON | 341 | 404 | 14125 | 211 | 13914 | 0 |
| | 505 | LIFE INSURANCE COMPANY OF NORTH AMERICA | 11 | 75 | 40429 | 19707 | 20722 | 0 |
| | 4378 | MANULIFE ASSURANCE COMPANY OF CANADA | 134 | 26274 | 1681337 | 1610757 | 70580 | 774 |
| | 530 | METROPOLITAN LIFE INSURANCE COMPANY | 0 | 0 | 113814 | 1563 | 112251 | 1109 |
| | 9553 | NEW YORK LIFE INSURANCE COMPANY | 36175 | 11562 | 601857 | 187288 | 414569 | 1416 |
| | 3024 | PAVONIA LIFE INSURANCE COMPANY OF MICHIGAN | 1393 | 145 | 53158 | 13914 | 39244 | 1158 |
| | 459 | UNITED AMERICAN INSURANCE COMPANY | 74 | 199 | 14689 | 4215 | 10474 | 0 |
| | | | | | | | | |
| | | | 275,990 | 81,754 | 4,927,666 | 2,708,030 | 2,219,636 | 113,152 |
| | | | | | | | | |
| | | TOTAL | 29,166,359 | 17,630,050 | 168,167,479 | 128,205,273 | 39,962,206 | 1,560,168 |

REINSURANCE COMPANIES

FINANCIAL SUMMARY

This table lists only those companies which are licensed solely for the business of reinsurance

ONTARIO BUSINESS

| | Premiums Assumed | Net Claims Incurred |
|--|------------------|---------------------|
| | \$ | \$ |
| ONTARIO | | |
| 18 687 FARM MUTUAL REINSURANCE PLAN INC. | 139,185 | 105,868 |
| | 139,185 | 105,868 |
| EXTRA PROVINCIAL | | |
| 1351 OPTIMUM REASSURANCE INC. | 66,259 | 14,905 |
| | 66,259 | 14,905 |
| FEDERAL | | |
| 4351 ARCH REINSURANCE COMPANY | 20,948 | 1935 |
| 3743 ASPEN INSURANCE UK LIMITED | 4,904 | 819 |
| 3039 GWL - Canada Life Insurance Company of Canada (The) | 805,038 | 420037 |
| 541 MUNICH REINSURANCE COMPANY OF CANADA | 109,749 | 62901 |
| 4418 PACIFIC LIFE RE LIMITED | 8,575 | 6701 |
| 4155 PARTNER REINSURANCE COMPANY OF THE U.S. | 43,425 | 35709 |
| 4066 PartnerRe Life Reinsurance Company of Canada | 197,546 | 31608 |
| 2491 RGA LIFE REINSURANCE COMPANY OF CANADA | 686,956 | 127321 |
| 496 SCOR CANADA REINSURANCE COMPANY | 90,548 | 38019 |
| 245 SUECIA REINSURANCE COMPANY | 0 | 545 |
| | 1,967,689 | 725,595 |
| BRANCH | | |
| 3510 AMERICAN AGRICULTURAL INSURANCE COMPANY | 5,404 | 5909 |
| 4072 AXIS REINSURANCE COMPANY | 24,748 | 29206 |
| 4331 BRITISH INSURANCE COMPANY OF CAYMAN | 45,508 | 37123 |
| 3285 CATALINA GENERAL INSURANCE LTD. | 1 | 76 |
| 4419 CCR RE | 20,702 | 18171 |
| 3344 EMPLOYERS REASSURANCE CORPORATION | 72,446 | 61457 |
| 409 EVEREST REINSURANCE COMPANY | 172,228 | 27723 |
| 111 GENERAL RE LIFE CORPORATION | 715 | 314 |
| 4356 HANNOVER RE (IRELAND) DAC | 3,756 | 695 |
| 9768 HANNOVER RÜCK SE | 347,053 | 222175 |
| 3951 Mapfre Re Compania de Reaseguros, S.A. | 14,205 | 6245 |
| 333 Metropolitan Tower Life Insurance Company | 311,000 | 88349 |
| 540 MUNICH REINSURANCE COMPANY | 658,023 | 272223 |
| 549 NATIONWIDE MUTUAL INSURANCE COMPANY | 0 | 0 |
| 3042 ODYSSEY REINSURANCE COMPANY | 29,154 | 19261 |
| 4037 PARTNER REINSURANCE COMPANY LTD. | 9,307 | 0 |
| 1152 RELIASTAR LIFE INSURANCE COMPANY | 0 | 0 |
| 2515 SCOR GLOBAL LIFE | 0 | 0 |
| 2965 SIRIUS AMERICA INSURANCE COMPANY | 3,283 | 1767 |
| 440 SWISS REINSURANCE COMPANY LTD | 225,633 | 63856 |
| 3332 Toa Reinsurance Company of America (The) | 18,263 | 10361 |
| 708 TRANSATLANTIC REINSURANCE COMPANY | 37,456 | 20776 |
| 4433 WILTON RE (CANADA) LIMITED | 0 | 0 |
| | 1,998,885 | 885,687 |
| TOTAL | 4,172,018 | 1,732,055 |

TOTAL COMPANY

| Total Assets | Total Liabilities | Excess of assets over liabilities | Claims incurred to earned premium | Net Income/ Loss |
|-------------------|-------------------|-----------------------------------|-----------------------------------|------------------|
| \$ | \$ | \$ | % | \$ |
| 969,123 | 534,936 | 434,187 | 90% | 21,429 |
| 969,123 | 534,936 | 434,187 | | 21,429 |
| 2982951 | 0 | 2,982,951 | 0% | 19273 |
| 2,982,951 | 0 | 2,982,951 | | 19,273 |
| 223950 | 151508 | 72,442 | 57% | 6987 |
| 302811 | 261528 | 41,283 | 20% | 9082 |
| 18060750 | 16664127 | 1,396,623 | 0% | 121672 |
| 1254949 | 1016723 | 238,226 | 66% | 28530 |
| 106781 | 12032 | 94,749 | 0% | 9731 |
| 567588 | 332568 | 235,020 | 93% | 0 |
| 583501 | 477916 | 105,585 | 0% | 17873 |
| 12172713 | 11058528 | 1,114,185 | 0% | 178993 |
| 629325 | 469899 | 159,426 | 0% | 28546 |
| 6188 | 2365 | 3,823 | 0% | 0 |
| 33,908,556 | 30,447,194 | 3,461,362 | | 401,414 |
| 82316 | 33343 | 48,973 | 89% | 0 |
| 588727 | 445458 | 143,269 | 71% | 3417 |
| 543624 | 214915 | 328,709 | 0% | 0 |
| 11245 | 2898 | 8,347 | 16200% | 0 |
| 295767 | 173537 | 122,230 | 83% | 6836 |
| 908297 | 0 | 908,297 | 0% | 76466 |
| 1374133 | 769902 | 604,231 | 74% | 15568 |
| 19301 | 7356 | 11,945 | 0% | 0 |
| 352913 | 318672 | 34,241 | 0% | 0 |
| 1800476 | 1250485 | 549,991 | 87% | 0 |
| 86487 | 34691 | 51,796 | 79% | 0 |
| 2829071 | 1338440 | 1,490,631 | 0% | 41203 |
| 8739955 | 4707388 | 4,032,567 | 66% | 28530 |
| 8297 | 1659 | 6,638 | 0% | 0 |
| 473658 | 286529 | 187,129 | 80% | 0 |
| 417667 | 338545 | 79,122 | 0% | 6225 |
| 45418 | 7671 | 37,747 | 0% | 0 |
| 0 | 0 | 0 | 0% | 0 |
| 125738 | 25382 | 100,356 | 43% | 3275 |
| 2366229 | 1885423 | 480,806 | 87% | 0 |
| 252739 | 174756 | 77,983 | 62% | 10468 |
| 709015 | 288067 | 420,948 | 59% | 31454 |
| 0 | 0 | 0 | 0% | 0 |
| 22,031,073 | 12,305,117 | 9,725,956 | | 223,442 |
| 59,891,703 | 43,287,247 | 16,604,456 | | 665,558 |

FRATERNAL SOCIETIES

| FINANCIAL SUMMARY ended December 31, 2020 (in thousands) | | | ONTARIO BUSINESS | | TOTAL COMPANY | | | |
|---|-------------|---|------------------|-------------------------------|--|-------------------|----------------------|---|
| | | | Year | Direct Written Premiums | Benefits and payments to policyholders | Total Assets | Total Liabilities | Excess of assets over liabilities |
| Notes | Insurance # | Name | \$ | \$ | \$ | \$ | \$ | \$ |
| | | ONTARIO | | | | | | |
| | 17 | GUARANTEED FUNERAL DEPOSITS OF CANADA (FRATERNAL) | 0 | 0 | 0 | 0 | 0 | 0 |
| | | FEDERAL | | | | | | |
| | 141 | ACTRA FRATERNAL BENEFIT SOCIETY | 901 | 6,984 | 864850 | 838388 | 26,462 | 1657 |
| | 870 | FAITHLIFE FINANCIAL | 15,163 | 13,150 | 393300 | 357637 | 35,663 | 0 |
| | 18 | Grand Orange Lodge of British America (The) | 1,126 | 1,274 | 29040 | 22873 | 0 | 0 |
| | 20 | Independent Order of Foresters (The) | 32,742 | 16,662 | 18086014 | 16034581 | 2,051,433 | 0 |
| | 28 | TEACHERS' LIFE INSURANCE SOCIETY (FRATERNAL) | 18,181 | 10,987 | 93855 | 72361 | 21,494 | 0 |
| | 23 | TORONTO POLICE WIDOWS AND ORPHANS FUND | 1,854 | 3,043 | 134109 | 121344 | 12,765 | 0 |
| | 34 | UFSC HERITAGE LIFE INSURANCE FRATERNAL SOCIETY | 7 | 19 | 9735 | 8443 | 1,292 | 0 |
| | | | 69,974 | 52,119 | 19,610,903 | 17,455,627 | 2,149,109 | 1,657 |
| | | BRANCH | | | | | | |
| | 13 | CROATIAN FRATERNAL UNION OF AMERICA | 0 | 0 | 0 | 0 | 0 | 0 |
| | 21 | KNIGHTS OF COLUMBUS | 80,646 | 43,243 | 4402689 | 3999043 | 403,646 | 0 |
| | 40 | Order of United Commercial Travelers of America (The) | 0 | 0 | 1254 | 385 | 869 | 0 |
| | 30 | Supreme Council of the Royal Arcanum | 130 | 299 | 11448 | 8524 | 2,924 | 0 |
| | 37 | UKRAINIAN NATIONAL ASSOCIATION | 0 | 0 | 756956 | 749096 | 7,860 | 1008 |
| | | | 80,776 | 43,542 | 5,172,347 | 4,757,048 | 415,299 | 1,008 |
| | | TOTAL | 150,750 | 95,661 | 24,783,250 | 22,212,675 | 2,564,408 | 2,665 |

RECIPROCAL OR INTERINSURANCE EXCHANGES

FINANCIAL SUMMARY
Year ended December 31, 2020 (in thousands)

| | | | ONTARIO BUSINESS | | TOTAL COMPANY | | | | |
|-------|-------------|---|-------------------------|------------------------|------------------|-------------------|-----------------------------------|-----------------------------------|------------------|
| Notes | Insurance # | Name | Direct Written Premiums | Direct Claims Incurred | Total Assets | Total Liabilities | Excess of assets over liabilities | Claims Incurred to earned premium | Net Income/ Loss |
| | | | \$ | \$ | \$ | \$ | \$ | % | \$ |
| | | ONTARIO | | | | | | | |
| | 1650 | CANADIAN UNIVERSITIES RECIPROCAL INSURANCE EXCHANGE | 11724 | 7828 | 185697 | 86248 | 99,449 | 74% | 11400 |
| | 2152 | COMMUNITY NEWSPAPERS RECIPROCAL INSURANCE EXCHANGE | 0 | 0 | 437 | 92 | 345 | 0% | 17 |
| | 1593 | HEALTHCARE INSURANCE RECIPROCAL OF CANADA | 165803 | 216099 | 1944527 | 1361756 | 582,771 | 143% | 0 |
| | 1741 | Municipal Electric Association Reciprocal Ins. Exchange | 14937 | 3731 | 135187 | 39988 | 95,199 | 41% | 7588 |
| | 1725 | ONTARIO MUNICIPAL INSURANCE EXCHANGE | 0 | 0 | 152807 | 105976 | 46,831 | 0% | 7755 |
| | 1577 | ONTARIO SCHOOL BOARDS' INSURANCE EXCHANGE | 34397 | 40039 | 266115 | 137768 | 128,347 | 114% | 5668 |
| | 3682 | POULTRY INSURANCE EXCHANGE RECIPROCAL OF CANADA | 4317 | 1255 | 25025 | 5884 | 19,141 | 50% | 1808 |
| | | | 231,178 | 268,952 | 2,709,795 | 1,737,712 | 972,083 | | 34,236 |
| | | EXTRA PROVINCIAL | | | | | | | |
| | 1576 | CANADIAN LAWYERS LIABILITY ASSURANCE SOCIETY | 6880 | 5940 | 97388 | 84937 | 12,451 | 87% | 0 |
| | 3918 | CANADIAN AIRPORTS RECIPROCAL INSURANCE EXCHANGE (CARIE) | 267 | 3 | 8384 | 3550 | 4,834 | 0% | 329 |
| | 4204 | CANADIAN EGG INDUSTRY RECIPROCAL ALLIANCE | 0 | 0 | 17524 | 3109 | 14,415 | 57% | 2506 |
| | | | 7,147 | 5,943 | 123,296 | 91,596 | 31,700 | | 2,835 |
| | | TOTAL | 238,325 | 274,895 | 2,833,091 | 1,829,308 | 1,003,783 | | 37,071 |

| Note No. | Insurer Type | Notes |
|----------|---------------------|--|
| 1 | Property & Casualty | Alberta Motor Association Insurance Company was cancelled effective February 18, 2020. |
| 2 | Property & Casualty | The First American Title Insurance Company removed property class and the associated restrictions on property class effective August 20, 2020. |
| 3 | Property & Casualty | The Liberty Mutual Insurance Company added credit insurance class effective September 16, 2020. |
| 4 | Property & Casualty | Liberty Specialty Markets Bermuda Limited was cancelled effective February 21, 2020. |
| 5 | Property & Casualty | Shelter Mutual Insurance Company was added as a new Licence effective May 12, 2020. |
| 6 | Property & Casualty | The Wawanesa Mutual Insurance Company added legal expense and aircraft class effective April 29, 2020. |
| 7 | Property & Casualty | HDI Global Speciality SE added legal expense class effective September 29, 2020. |
| 8 | Property & Casualty | Continental Casualty Company added legal expense class effective January 14, 2020. |
| 9 | Property & Casualty | Jewelers Mutual Insurance Company changed the name to Jewelers Mutual SI effective May 4, 2020. |
| 10 | Property & Casualty | AXA Insurance Company was cancelled effective April 20, 2020. |
| 11 | Property & Casualty | Sompo Japan Nipponkoa changed the name to Sompo Japan Insurance Inc. effective June 8, 2020. |
| 12 | Life, P&C | SSQ Insurance Company Inc. was cancelled effective January 1, 2020. |
| 13 | Life | The Excellence Life Insurance Company was cancelled effective February 24, 2020. |
| 14 | Life | The Great-West Life Assurance Company was cancelled after the amalgamation with the Canada Life Assurance Company effective January 1, 2020. |
| 15 | Life | The Wawanesa Life Insurance Company added credit class effective January 22, 2020. |
| 16 | Life | London Life Insurance Company was cancelled after the amalgamation with the Canada Life Assurance Company effective January 1, 2020. |
| 17 | Life | Western Life Assurance Company was cancelled after the amalgamation with the Wawanesa Life Insurance Company effective January 1, 2020. |
| 18 | Reinsurers | Farm Mutual Reinsurance Plan Inc. added surety and legal expense class effective July 24, 2020. |
| 19 | Reinsurers | SCOR Global Life was cancelled effective August 31, 2020. |

| InsurerNumber | Organization | AUTO |
|----------------------|---|-------------|
| 271 | AIG Insurance Company of Canada | 65042 |
| 51 | Algoma Mutual Insurance Company | 2894 |
| 3770 | Allianz Global Risks US Insurance Company | 0 |
| 217 | Allstate Insurance Company of Canada | 735747 |
| 231 | American Road Insurance Company, The | 2699 |
| 4203 | Arch Insurance Canada Ltd. | 0 |
| 3101 | Aviva General Insurance Company | 483709 |
| 331 | Aviva Insurance Company of Canada | 993947 |
| 606 | Ayr Farmers' Mutual Insurance Company | 16158 |
| 607 | Bay of Quinte Mutual Insurance Co. | 94 |
| 2512 | Belair Insurance Company Inc. | 688669 |
| 608 | Bertie and Clinton Mutual Insurance Company | 9550 |
| 610 | Brant Mutual Insurance Company | 2321 |
| 2 | CAA Insurance Company | 306953 |
| 326 | Canadian Premier General Insurance Company | 76 |
| 4439 | Caradoc Townsend Mutual Insurance Company | 5611 |
| 624 | Cayuga Mutual Insurance Company | 6184 |
| 3604 | Certas Direct Insurance Company | 289866 |
| 4028 | Certas Home and Auto Insurance Company | 1344160 |
| 4133 | Cherokee Insurance Company | 19043 |
| 266 | Chicago Title Insurance Company | 0 |
| 9608 | Chubb Insurance Company of Canada | 133431 |
| 9482 | Coachman Insurance Company | 25280 |
| 593 | Continental Casualty Company | 22640 |
| 1012 | Co-operators General Insurance Company | 990200 |
| 1608 | COSECO Insurance Company | 86558 |
| 720 | CUMIS General Insurance Company | 59529 |
| 1797 | Dominion of Canada General Insurance Company, The | 571982 |
| 616 | Dufferin Mutual Insurance Company | 2135 |
| 643 | Dumfries Mutual Insurance Company | 10951 |
| 712 | Echelon Insurance Company | 277138 |
| 300 | Economical Mutual Insurance Company | 990797 |
| 648 | Edge Mutual Insurance Company | 9932 |
| 3899 | Electric Insurance Company | 75 |
| 303 | Elite Insurance Company | 39268 |
| 620 | Erie Mutual Fire Insurance Company | 3573 |
| 4407 | Esurance Insurance Company of Canada | 0 |
| 2598 | Everest Insurance Company of Canada | 3753 |
| 687 | Farm Mutual Reinsurance Plan Inc. | 0 |
| 1654 | Federated Insurance Company of Canada | 64968 |
| 4114 | Germania Mutual Insurance Company | 7980 |
| 347 | Gore Mutual Insurance Company | 222466 |
| 625 | Grenville Mutual Insurance Company | 7506 |
| 405 | Guarantee Company of North America, The | 69242 |
| 627 | Halwell Mutual Insurance Company | 10871 |
| 628 | Hamilton Township Mutual Insurance Company | 8690 |
| 413 | Hartford Fire Insurance Company | 951 |
| 630 | Hay Mutual Insurance Company | 3962 |
| 4153 | HDI Global Specialty SE | 0 |
| 567 | Heartland Farm Mutual Inc. | 53093 |
| 631 | Howard Mutual Insurance Company | 6796 |
| 4218 | Howick Mutual Insurance Company | 6751 |
| 410 | Intact Insurance Company | 1552438 |
| 690 | Jevco Insurance Company | 109068 |

| | | |
|------|--|--------|
| 633 | Kent & Essex Mutual Insurance Company | 20088 |
| 636 | L&A Mutual Insurance Company | 4892 |
| 635 | Lambton Mutual Insurance Company | 12742 |
| 504 | Liberty Mutual Insurance Company | 14780 |
| 402 | Lloyd's Underwriters | 20648 |
| 639 | McKillop Mutual Insurance Company | 5673 |
| 3100 | Middlesex Mutual Insurance Co. | 5783 |
| 3580 | Mitsui Sumitomo Insurance Company, Limited | 2947 |
| 1741 | Municipal Electric Association Reciprocal Insurance Exchange | 2382 |
| 3738 | National Liability & Fire Insurance Company | 2135 |
| 93 | North Blenheim Mutual Insurance Company | 6858 |
| 644 | North Kent Mutual Fire Insurance Company | 6387 |
| 2879 | Northbridge General Insurance Corporation | 326542 |
| 4460 | Nova Mutual Insurance Company | 10007 |
| 1749 | Novex Insurance Company | 96058 |
| 2912 | Old Republic Insurance Company of Canada | 94655 |
| 1577 | Ontario School Boards' Insurance Exchange | 1040 |
| 596 | Optimum Insurance Company Inc. | 25995 |
| 3746 | Pafco Insurance Company | 44819 |
| 649 | Peel Mutual Insurance Company | 28299 |
| 737 | Pembridge Insurance Company | 309618 |
| 672 | Perth Insurance Company | 0 |
| 356 | Portage La Prairie Mutual Insurance Company, The | 27220 |
| 1396 | Primum Insurance Company | 206585 |
| 2883 | Protective Insurance Company | 2212 |
| 44 | Royal & Sun Alliance Insurance Company of Canada | 191411 |
| 3718 | S&Y Insurance Company | 31471 |
| 389 | Scottish & York Insurance Co. Limited | 155422 |
| 397 | Security National Insurance Company | 868657 |
| 802 | Sentry Insurance a Mutual Company | 365 |
| 2867 | SGI CANADA Insurance Services Ltd. | 71723 |
| 4488 | Shelter Mutual Insurance Company | 0 |
| 72 | Sompo Japan Insurance Inc. | 4 |
| 321 | Sonnet Insurance Company | 102438 |
| 652 | South Easthope Mutual Insurance Company | 9197 |
| 529 | Sovereign General Insurance Company, The | 23995 |
| 386 | St. Paul Fire and Marine Insurance Company | 3668 |
| 4227 | Starr Insurance & Reinsurance Limited | 7639 |
| 353 | TD General Insurance Company | 278344 |
| 1063 | TD Home And Auto Insurance Company | 404 |
| 4353 | Technology Insurance Company Inc. | 7281 |
| 4217 | The Commonwell Mutual Insurance Group | 92522 |
| 9016 | The Personal Insurance Company | 546179 |
| 442 | Tokio Marine & Nichido Fire Insurance Co., Ltd. | 9356 |
| 3498 | Town & Country Mutual Insurance Company | 8275 |
| 445 | Traders General Insurance Company | 206194 |
| 3651 | Tradition Mutual Insurance Company | 8400 |
| 1592 | Trafalgar Insurance Company of Canada | 3 |
| 2924 | Travelers Insurance Company of Canada | 22002 |
| 3730 | Trillium Mutual Insurance Company | 19972 |
| 375 | Unica Insurance Inc. | 89698 |
| 711 | Unifund Assurance Company | 446476 |
| 656 | Usborne and Hibbert Mutual Fire Insurance Company | 1658 |
| 2877 | Verassure Insurance Company | 25274 |
| 476 | Waterloo Insurance Company | 0 |

| | | |
|------|---|---------------------|
| 477 | Wawanesa Mutual Insurance Company, The | 606619 |
| 617 | West Elgin Mutual Insurance Company | 7811 |
| 658 | West Wawanosh Mutual Insurance Company, The | 6863 |
| 1217 | Western Assurance Company | 131069 |
| 109 | Westminster Mutual Insurance Company, The | 5870 |
| 4359 | XL Specialty Insurance Company | 8829 |
| 659 | Yarmouth Mutual Insurance Company | 7384 |
| 3037 | Zenith Insurance Company | 61272 |
| 492 | Zurich Insurance Company Ltd | 52961 |
| | TOTAL | \$15,719,818 |