

FSRA

Financial Services Regulatory
Authority of Ontario



ARSF

Autorité ontarienne de réglementation
des services financiers

www.fsrao.ca

5160 Yonge Street
16th Floor
Toronto ON
M2N 6L9

Telephone: 416 250 7250
Toll free: 1 800 668 0128

5160, rue Yonge
16^e étage
Toronto (Ontario)
M2N 6L9

Téléphone : 416 250 7250
Sans frais : 1 800 668 0128

October 23, 2020

The Honourable Rod Phillips
Ministry of Finance
7th Floor, Frost Building South
7 Queen's Park Crescent
Toronto ON M7A 1Y7

Dear Minister,

RE: 2019 CHIEF EXECUTIVE OFFICER'S REPORT ON INSURANCE

I am pleased to present the 2019 Chief Executive Officer's Report on Insurance, as required section 36 of the *Insurance Act*, for the year ended December 31, 2019.

In addition to the information contained in this report, a listing of all licensed insurers is published. This list contains the names of the insurers, their addresses, telephone numbers, chief agents, and the classes for which they are licensed. During the year, information concerning newly licensed insurers and changes to the existing licences is also published. Any broker or member of the public can verify whether a particular insurer is licensed by checking www.fSCO.gov.on.ca/en/about/Licensing-Registration/Pages/who-is-licensed.aspx.

News releases and warning notices containing other information of public interest are made throughout the year. These announcements effectively reach a large number of Ontario residents. Information is also supplied to industry trade associations for inclusion in their publications to reach more specialized audiences. The Financial Services Regulatory Authority of Ontario issues [Guidance](#) as required to provide information to Insurers and other individuals interested in the insurance industry.

Yours sincerely,

A handwritten signature in black ink, appearing to read "Mark White".

Mark White, Chief Executive Officer
Financial Services Regulatory Authority of Ontario
Enclosure

FSRA

Financial Services Regulatory
Authority of Ontario



www.fsrao.ca

2019 Chief Executive Officer's Report on Insurance

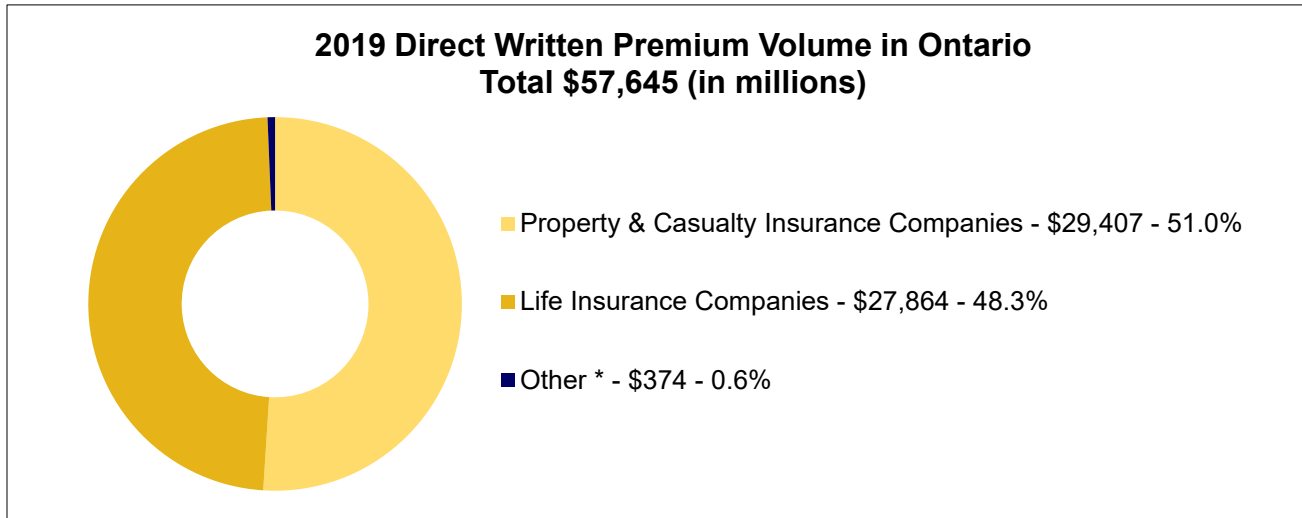
December 2020

25 Sheppard Avenue West
Suite 100
Toronto ON
M2N 6S6
Telephone: 416-250-7250
Toll free: 1-800-668-0128

25, avenue Sheppard Ouest
Bureau 100
Toronto (Ontario)
M2N 6S6
Téléphone : 416-250-7250
Sans frais : 1 800 668-0128

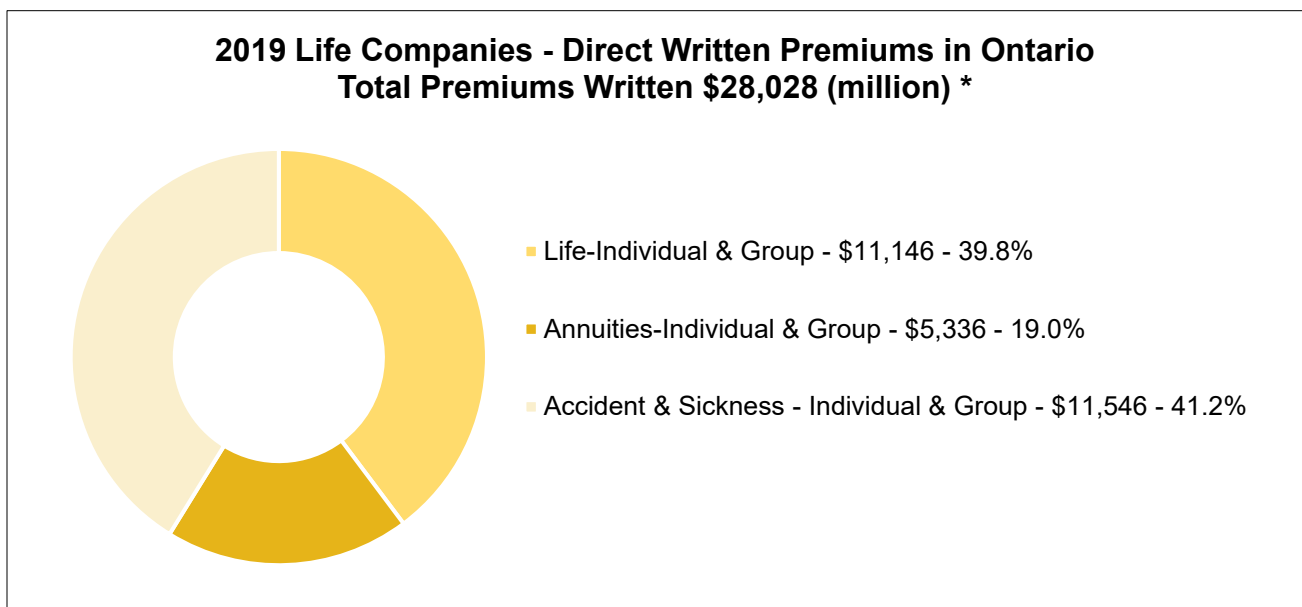
2019 Chief Executive Officer’s Report on Insurance

Insurance is a \$57.6 billion business in Ontario. In 2019, of the total premium dollar volume, 51 per cent went to the property and casualty (including automobile) insurance industry and 48.3 per cent went to the life insurance industry.



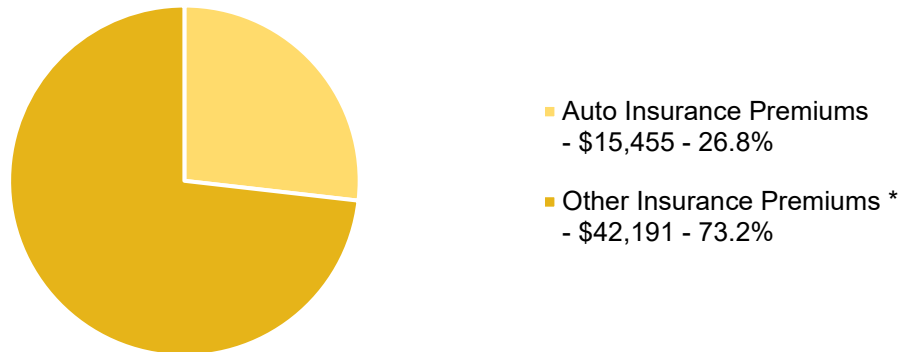
* includes Fraternal and Reinsurers

Of the \$28 billion spent on premiums to the life insurers, 41.2 per cent went to the purchase of accident & sickness coverage, 39.8 per cent also to the purchase of individual and group life coverages and 19 per cent went to annuities.



* includes Fraternal

2019 Auto vs. Other Direct Written Premium Volume in Ontario
Total \$57,645 (in millions)



*Other insurance premiums include P&C, Life, Annuity and Accidental & Sickness

Notes:

- “Branch”: Foreign insurer with a branch in Ontario/Canada. Licenced in Ontario, but OSFI is the primary regulator
- “Federal”: Federally incorporated. Licenced in Ontario, but OSFI is the primary regulator
- “Extra Provincial”: Incorporated in a province other than Ontario. Licenced in Ontario, but the other province is the primary regulator

Property and Casualty Companies

| FINANCIAL SUMMARY Year ended December 31, 2019 (in thousands) | | | ONTARIO BUSINESS | | TOTAL COMPANY | | | | |
|--|---------------|---|-------------------------|------------------------|---------------|-------------------|-----------------------------------|-----------------------------------|-------------------|
| | | | Direct Written Premiums | Direct Claims Incurred | Total Asset | Total Liabilities | Excess of assets over liabilities | Claims Incurred to earned premium | Net Income / Loss |
| Notes | Insurance No. | Name | \$ | \$ | \$ | \$ | \$ | % | \$ |
| ONTARIO | | | | | | | | | |
| | 51 | ALGOMA MUTUAL INSURANCE COMPANY | 10726 | 7957 | 22900 | 15786 | 7,114 | 69% | (168) |
| | 52 | AMHERST ISLAND MUTUAL INSURANCE COMPANY | 1136 | 160 | 4772 | 923 | 3,849 | 19% | 384 |
| | 606 | AYR FARMERS' MUTUAL INSURANCE COMPANY | 34743 | 15011 | 104319 | 40492 | 63,827 | 50% | 7770 |
| | 607 | BAY OF QUINTE MUTUAL INSURANCE CO. | 25566 | 14646 | 66044 | 25629 | 40,415 | 61% | 1802 |
| | 608 | BERTIE AND CLINTON MUTUAL INSURANCE COMPANY | 17038 | 6404 | 72619 | 20453 | 52,166 | 42% | 3637 |
| | 610 | BRANT MUTUAL INSURANCE COMPANY | 6792 | 4437 | 14173 | 8377 | 5,796 | 65% | 416 |
| | 2 | CAA INSURANCE COMPANY | 330250 | 160797 | 699789 | 464671 | 235,118 | 59% | 31015 |
| | 4439 | CARADOC TOWNSEND MUTUAL INSURANCE COMPANY | 14578 | 10708 | 35898 | 21664 | 14,234 | 89% | (1982) |
| | 624 | CAYUGA MUTUAL INSURANCE COMPANY | 11353 | 6269 | 35309 | 15727 | 19,582 | 60% | 1860 |
| | 9482 | COACHMAN INSURANCE COMPANY | 26946 | 6732 | 207283 | 130561 | 76,722 | 36% | 14668 |
| | 616 | DUFFERIN MUTUAL INSURANCE COMPANY | 7690 | 2571 | 18567 | 10349 | 8,218 | 47% | 708 |
| | 643 | DUMFRIES MUTUAL INSURANCE COMPANY | 18359 | 12645 | 64506 | 24698 | 39,808 | 79% | 1185 |
| | 648 | EDGE MUTUAL INSURANCE COMPANY | 33073 | 20154 | 62674 | 39465 | 23,209 | 64% | 1669 |
| | 620 | ERIE MUTUAL FIRE INSURANCE COMPANY | 7827 | 4158 | 28556 | 9586 | 18,970 | 63% | 876 |
| | 856 | FENCHURCH GENERAL INSURANCE COMPANY | 17948 | 12511 | 47179 | 39986 | 7,193 | 49% | (663) |
| | 4114 | GERMANIA MUTUAL INSURANCE COMPANY | 26036 | 13014 | 58821 | 36330 | 22,491 | 64% | 1701 |
| | 625 | GRENVILLE MUTUAL INSURANCE COMPANY | 30881 | 16629 | 69483 | 35946 | 33,537 | 61% | 1753 |
| | 627 | HALWELL MUTUAL INSURANCE COMPANY | 28743 | 19058 | 70023 | 36088 | 33,935 | 58% | 2722 |
| | 628 | HAMILTON TOWNSHIP MUTUAL INSURANCE COMPANY | 31610 | 17929 | 72985 | 39825 | 33,160 | 61% | 2306 |
| | 630 | HAY MUTUAL INSURANCE COMPANY | 10704 | 6672 | 56259 | 16439 | 39,820 | 55% | 2168 |
| | 631 | HOWARD MUTUAL INSURANCE COMPANY | 13815 | 11670 | 54628 | 19995 | 34,633 | 88% | (274) |
| | 4218 | HOWICK MUTUAL INSURANCE COMPANY | 22632 | 11090 | 46848 | 27083 | 19,765 | 58% | 2204 |
| | 633 | KENT & ESSEX MUTUAL INSURANCE COMPANY | 42366 | 26648 | 115694 | 62365 | 53,329 | 68% | 4985 |
| | 636 | L&A MUTUAL INSURANCE COMPANY | 11840 | 6291 | 25120 | 15899 | 9,221 | 58% | 1249 |
| | 635 | LAMBTON MUTUAL INSURANCE COMPANY | 25109 | 17385 | 73043 | 34478 | 38,565 | 70% | 2011 |
| | 2162 | LAWYERS' PROFESSIONAL INDEMNITY COMPANY | 114576 | 103696 | 779801 | 508500 | 271,301 | 92% | 4848 |
| | 3658 | MAX INSURANCE | 4173 | 1332 | 46528 | 35690 | 10,838 | 69% | (4543) |
| | 639 | MCKILLOP MUTUAL INSURANCE COMPANY | 12700 | 5971 | 31121 | 16879 | 14,242 | 63% | 1914 |
| | 3100 | MIDDLESEX MUTUAL INSURANCE CO. | 11810 | 6429 | 43367 | 14556 | 28,811 | 61% | 1716 |
| | 93 | NORTH BLENHEIM MUTUAL INSURANCE COMPANY | 14815 | 8735 | 38584 | 17245 | 21,339 | 65% | 1171 |
| | 644 | NORTH KENT MUTUAL FIRE INSURANCE COMPANY | 11493 | 5467 | 41032 | 17637 | 23,395 | 53% | 1512 |
| | 649 | PEEL MUTUAL INSURANCE COMPANY | 52980 | 39878 | 119513 | 78037 | 41,476 | 87% | (4504) |
| | 3650 | PRO-DEMNITY INSURANCE COMPANY | 33508 | 14749 | 118929 | 85270 | 33,659 | 92% | 873 |

| | | | | | | | | | |
|---|------|---|------------------|----------------|------------------|------------------|------------------|-----|----------------|
| | 652 | SOUTH EASTHOPE MUTUAL INSURANCE COMPANY | 18824 | 10036 | 66496 | 24755 | 41,741 | 59% | 3233 |
| | 4217 | THE COMMONWELL MUTUAL INSURANCE GROUP | 186628 | 118991 | 496996 | 276757 | 220,239 | 70% | 9077 |
| | 658 | THE WEST WAWANOSH MUTUAL INSURANCE COMPANY | 20342 | 13175 | 56416 | 24771 | 31,645 | 70% | 1198 |
| | 109 | THE WESTMINSTER MUTUAL INSURANCE COMPANY | 11145 | 5707 | 27799 | 17191 | 10,608 | 57% | 1172 |
| | 3498 | TOWN & COUNTRY MUTUAL INSURANCE COMPANY | 17580 | 11814 | 50092 | 29297 | 20,795 | 72% | 494 |
| 2 | 3651 | TRADITION MUTUAL INSURANCE COMPANY | 15918 | 8297 | 49123 | 18665 | 30,458 | 52% | 2833 |
| | 3730 | TRILLIUM MUTUAL INSURANCE COMPANY | 69283 | 48080 | 156533 | 97872 | 58,661 | 67% | 2016 |
| | 2803 | TTC INSURANCE COMPANY LIMITED | 0 | 0 | 131242 | 131142 | 100 | 0% | 0 |
| | 656 | USBORNE AND HIBBERT MUTUAL FIRE INSURANCE COMPANY | 9215 | 4313 | 42897 | 8515 | 34,382 | 67% | 1404 |
| 1 | 657 | NOVA MUTUAL INSURANCE COMPANY | 25208 | 13802 | 58666 | 35440 | 23,226 | 53% | 2666 |
| | 617 | WEST ELGIN MUTUAL INSURANCE COMPANY | 15180 | 9572 | 51154 | 24045 | 27,109 | 59% | 2025 |
| | 659 | YARMOUTH MUTUAL INSURANCE COMPANY | 13393 | 9227 | 26937 | 15317 | 11,620 | 79% | 157 |
| | | | 1,466,532 | 870,817 | 4,560,718 | 2,670,396 | 1,890,322 | | 113,264 |

EXTRA PROVINCIAL

| | | | | | | | | | |
|----|------|---|------------------|----------------|------------------|------------------|------------------|-----|----------------|
| | 3496 | ALBERTA MOTOR ASSOCIATION INSURANCE COMPANY | 0 | 0 | 614185 | 402834 | 211,351 | 59% | 32659 |
| | 2512 | BELAIR INSURANCE COMPANY INC. | 775085 | 523780 | 3461666 | 2790928 | 670,738 | 70% | 54682 |
| | 3783 | CANADIAN FARM INSURANCE CORP. | 54 | 2 | 19908 | 3669 | 16,239 | 44% | 1856 |
| | 3759 | GMS INSURANCE INC. | 15675 | 10703 | 37925 | 19047 | 18,878 | 64% | (442) |
| | 3400 | INDUSTRIAL ALLIANCE PACIFIC GENERAL INSURANCE CORPORATION | 41821 | 15336 | 593302 | 487419 | 105,883 | 29% | 7727 |
| - | | L'UNIQUE GENERAL INSURANCE INC. | 3 | 4 | 546843 | 423465 | 123,378 | 68% | 14389 |
| | 4161 | MILLENNIUM INSURANCE CORPORATION | 26533 | 7485 | 741491 | 505905 | 235,586 | 54% | 29136 |
| | 596 | OPTIMUM INSURANCE COMPANY INC. | 53570 | 34340 | 256121 | 186764 | 69,357 | 59% | 4442 |
| | 4216 | ORION TRAVEL INSURANCE COMPANY | 50427 | 25672 | 95192 | 60478 | 34,714 | 51% | 108 |
| 14 | 4355 | RED RIVER MUTUAL INSURANCE COMPANY | 2543 | 983 | 231421 | 141511 | 89,910 | 51% | 4937 |
| | 2867 | SGI CANADA INSURANCE SERVICES LTD. | 101397 | 71896 | 788615 | 630552 | 158,063 | 73% | (6243) |
| | 4213 | THE MUTUAL FIRE INSURANCE COMPANY OF BRITISH COLUMBIA | 19384 | 11623 | 176917 | 130821 | 46,096 | 59% | (1979) |
| | 3360 | TRANS GLOBAL INSURANCE COMPANY | 4115 | 6 | 7567 | 2411 | 5,156 | 0% | 1321 |
| | 375 | UNICA INSURANCE INC. | 149371 | 90726 | 420856 | 269257 | 151,599 | 68% | 11131 |
| | | | 1,239,978 | 792,556 | 7,992,009 | 6,055,061 | 1,936,948 | | 153,724 |

FEDERAL

| | | | | | | | | | |
|--|------|---|---------|---------|---------|---------|-----------|-----|--------|
| | 271 | AIG INSURANCE COMPANY OF CANADA | 443013 | 337881 | 4693411 | 3905887 | 787,524 | 76% | 38087 |
| | 217 | ALLSTATE INSURANCE COMPANY OF CANADA | 970405 | 569937 | 4364477 | 3408234 | 956,243 | 67% | 158940 |
| | 4203 | ARCH INSURANCE CANADA LTD. | 65471 | 25879 | 416395 | 334894 | 81,501 | 66% | (1356) |
| | 3533 | ASCENTUS INSURANCE LTD. | 0 | 3 | 4583 | 775 | 3,808 | 0% | 2 |
| | 4413 | ATRADIUS CRÉDITO Y CAUCION S.A. DE SEGUROS Y REASEGUROS | 6322 | 3376 | 52356 | 35365 | 16,991 | 87% | (1580) |
| | 3101 | AVIVA GENERAL INSURANCE COMPANY | 699825 | 539105 | 2744746 | 2474384 | 270,362 | 45% | 16059 |
| | 331 | AVIVA INSURANCE COMPANY OF CANADA | 1880764 | 1158489 | 9191367 | 8112586 | 1,078,781 | 45% | 67813 |
| | 3931 | CANADA GUARANTY MORTGAGE INSURANCE COMPANY | 177110 | 2023 | 2413349 | 1287880 | 1,125,469 | 7% | 198016 |
| | 3600 | CANADIAN NORTHERN SHIELD INSURANCE COMPANY | 48 | 197 | 357773 | 254995 | 102,778 | 56% | 11525 |
| | 326 | CANADIAN PREMIER GENERAL INSURANCE COMPANY | 2999 | 499 | 14587 | 3 | 14,584 | 13% | 3212 |

| | | | | | | | | | |
|------|--|-------------------------|---------|----------|----------|-----------|--------|---------|------|
| 3604 | CERTAS DIRECT INSURANCE COMPANY | 403214 | 347485 | 1607726 | 1410806 | 196,920 | 75% | 17876 | |
| 4028 | CERTAS HOME AND AUTO INSURANCE COMPANY | 1937578 | 1235306 | 6934315 | 5773181 | 1,161,134 | 71% | (32653) | |
| 9608 | CHUBB INSURANCE COMPANY OF CANADA | 582698 | 295516 | 4080579 | 3178084 | 902,495 | 50% | 125204 | |
| 1012 | CO-OPERATORS GENERAL INSURANCE COMPANY | 1320576 | 834717 | 7533127 | 5685801 | 1,847,326 | 69% | 174026 | |
| 1608 | COSECO INSURANCE COMPANY | 247307 | 161320 | 1234130 | 1071524 | 162,606 | 70% | 13397 | |
| 720 | CUMIS GENERAL INSURANCE COMPANY | 151740 | 91718 | 430864 | 331727 | 99,137 | 58% | 17533 | |
| 712 | ECHELON INSURANCE | 249892 | 170092 | 790690 | 644287 | 146,403 | 73% | (4944) | |
| 300 | ECONOMICAL MUTUAL INSURANCE COMPANY | 1356127 | 886489 | 5986482 | 4375506 | 1,610,976 | 74% | 17374 | |
| 303 | ELITE INSURANCE COMPANY | 115825 | 61908 | 886674 | 770601 | 116,073 | 45% | 7839 | |
| 4407 | ESURANCE INSURANCE COMPANY OF CANADA | 53 | 315 | 25115 | 1985 | 23,130 | 144% | 595 | |
| 2598 | EVEREST INSURANCE COMPANY OF CANADA | 52637 | 31847 | 396596 | 339318 | 57,278 | 66% | 2202 | |
| 3802 | FCT INSURANCE COMPANY LTD. | 103750 | 30656 | 326603 | 236694 | 89,909 | 29% | 16525 | |
| 1654 | FEDERATED INSURANCE COMPANY OF CANADA | 128622 | 104695 | 727692 | 543610 | 184,082 | 83% | (20966) | |
| 1057 | FIRST NORTH AMERICAN INSURANCE COMPANY | 6697 | 782 | 10030 | 2867 | 7,163 | 15% | 1025 | |
| 2896 | GENWORTH FINANCIAL MORTGAGE INSURANCE COMPANY CANADA | 258871 | 3113 | 6704183 | 2552377 | 4,151,806 | 17% | 451595 | |
| 347 | GORE MUTUAL INSURANCE COMPANY | 370731 | 229837 | 1078100 | 744852 | 333,248 | 64% | 13948 | |
| 12 | 4153 | HDI GLOBAL SPECIALTY SE | 48284 | 27210 | 306738 | 275506 | 31,232 | 77% | (76) |
| 567 | HEARTLAND FARM MUTUAL INC. | 128396 | 91554 | 305837 | 207306 | 98,531 | 61% | 6650 | |
| 410 | INTACT INSURANCE COMPANY | 2561557 | 1840124 | 16124779 | 12566036 | 3,558,743 | 70% | 272745 | |
| 690 | JEVCO INSURANCE COMPANY | 106107 | 89212 | 937313 | 766435 | 170,878 | 70% | 25111 | |
| 4009 | MIC INSURANCE COMPANY CANADA | 0 | 0 | 41834 | 642 | 41,192 | 0% | 101 | |
| 2879 | NORTHBRIDGE GENERAL INSURANCE CORPORATION | 606979 | 323941 | 4524012 | 3268038 | 1,255,974 | 62% | 50041 | |
| 1749 | NOVEX INSURANCE COMPANY | 251131 | 173962 | 1344944 | 1149709 | 195,235 | 70% | 20921 | |
| 2912 | OLD REPUBLIC INSURANCE COMPANY OF CANADA | 183060 | 110573 | 569025 | 462825 | 106,200 | 59% | 13248 | |
| 3769 | OMEGA GENERAL INSURANCE COMPANY | 30049 | 18119 | 65322 | 54246 | 11,076 | -121% | 1951 | |
| 3746 | PAFCO INSURANCE COMPANY | 38876 | 21862 | 245363 | 189033 | 56,330 | 56% | 11916 | |
| 737 | PEMBRIDGE INSURANCE COMPANY | 335113 | 187283 | 901755 | 713236 | 188,519 | 69% | 17152 | |
| 672 | PERTH INSURANCE COMPANY | 1222 | 24248 | 398818 | 318270 | 80,548 | 74% | 1214 | |
| 3748 | PETLINE INSURANCE COMPANY | 20541 | 14799 | 26625 | 9474 | 17,151 | 66% | 2529 | |
| 9352 | PILOT INSURANCE COMPANY | (2) | 7042 | 348723 | 299125 | 49,598 | 45% | 3268 | |
| 1396 | PRIMUM INSURANCE COMPANY | 277314 | 171984 | 2502628 | 2222438 | 280,190 | 74% | 21938 | |
| 372 | QUEBEC ASSURANCE COMPANY | 0 | 0 | 131581 | 97608 | 33,973 | 70% | 1977 | |
| 1669 | RBC INSURANCE COMPANY OF CANADA | 62303 | 38524 | 127982 | 63335 | 64,647 | 63% | 5528 | |
| 44 | ROYAL & SUN ALLIANCE INSURANCE COMPANY OF CANADA | 629595 | 552819 | 4578215 | 3654521 | 923,694 | 70% | 54624 | |
| 3718 | S&Y INSURANCE COMPANY | 21904 | 11760 | 206840 | 185845 | 20,995 | 45% | 1352 | |
| 3935 | SAFETY NATIONAL CASUALTY CORPORATION | 0 | (702) | 54783 | 15752 | 39,031 | 0% | 2800 | |
| 119 | SCOTIA GENERAL INSURANCE COMPANY | 0 | 0 | 6045 | 51 | 5,994 | 0% | 14 | |
| 389 | SCOTTISH & YORK INSURANCE CO. LIMITED | 190436 | 136460 | 723794 | 637997 | 85,797 | 45% | 5325 | |
| 397 | SECURITY NATIONAL INSURANCE COMPANY | 1229935 | 888604 | 8383035 | 7161670 | 1,221,365 | 75% | 107426 | |
| 321 | SONNET INSURANCE COMPANY | 130484 | 118884 | 699394 | 561528 | 137,866 | 74% | 2022 | |
| 741 | TD DIRECT INSURANCE INC. | 0 | 0 | 16959 | 116 | 16,843 | 0% | 186 | |
| 353 | TD GENERAL INSURANCE COMPANY | 359519 | 230664 | 1397355 | 1205938 | 191,417 | 76% | 10786 | |
| 1063 | TD HOME AND AUTO INSURANCE COMPANY | 13015 | (31437) | 761732 | 498150 | 263,582 | 20% | 26649 | |

| | | | | | | | | | |
|----|------|---|-------------------|-------------------|--------------------|--------------------|-------------------|------|------------------|
| | 403 | TEMPLE INSURANCE COMPANY | 83114 | 125408 | 1319419 | 1069837 | 249,582 | 108% | (59932) |
| | 250 | THE BOILER INSPECTION AND INSURANCE COMPANY OF CANADA | 16454 | 6107 | 276642 | 186440 | 90,202 | 33% | 18778 |
| | 1797 | THE DOMINION OF CANADA GENERAL INSURANCE COMPANY | 989370 | 718123 | 3424251 | 2477598 | 946,653 | 72% | (4693) |
| | 405 | THE GUARANTEE COMPANY OF NORTH AMERICA | 322190 | 323656 | 1853992 | 1276729 | 577,263 | 77% | (34915) |
| | 535 | THE MISSISQUOI INSURANCE COMPANY | (11) | 110 | 490905 | 350012 | 140,893 | 74% | 2361 |
| | 9408 | THE NORDIC INSURANCE COMPANY OF CANADA | (9822) | 14227 | 1380721 | 1205293 | 175,428 | 70% | 27508 |
| | 9016 | THE PERSONAL INSURANCE COMPANY | 748158 | 526432 | 3235511 | 2737897 | 497,614 | 75% | 69255 |
| | 356 | THE PORTAGE LA PRAIRIE MUTUAL INSURANCE COMPANY | 41954 | 30605 | 500688 | 333818 | 166,870 | 57% | 19181 |
| 9 | 529 | THE SOVEREIGN GENERAL INSURANCE COMPANY | 138582 | 100414 | 1903154 | 1665088 | 238,066 | 70% | 18414 |
| | 477 | THE WAWANESA MUTUAL INSURANCE COMPANY | 847125 | 542519 | 8895938 | 5443321 | 3,452,617 | 77% | 113335 |
| | 445 | TRADERS GENERAL INSURANCE COMPANY | 305070 | 197949 | 1370335 | 1190787 | 179,548 | 45% | 10714 |
| | 1592 | TRAFALGAR INSURANCE COMPANY OF CANADA | (3) | 1829 | 836181 | 667266 | 168,915 | 70% | 25907 |
| | 2924 | TRAVELERS INSURANCE COMPANY OF CANADA | 136537 | 76495 | 1222839 | 760170 | 462,669 | 50% | 30740 |
| | 3875 | TRISURA GUARANTEE INSURANCE COMPANY | 83976 | 9019 | 423203 | 332937 | 90,266 | 25% | 15780 |
| | 711 | UNIFUND ASSURANCE COMPANY | 586430 | 346841 | 2011239 | 1748423 | 262,816 | 68% | 44609 |
| | 4455 | UNITED STATES LIABILITY INSURANCE COMPANY | 2283 | 833 | 27714 | 4672 | 23,042 | 80% | (2302) |
| | 2877 | VERASSURE INSURANCE COMPANY | 8239 | 12960 | 534681 | 221532 | 313,149 | 91% | (20698) |
| | 476 | WATERLOO INSURANCE COMPANY | 3407 | 41425 | 451919 | 369771 | 82,148 | 74% | 1133 |
| | 1217 | WESTERN ASSURANCE COMPANY | 183153 | 114580 | 944132 | 795167 | 148,965 | 70% | 9073 |
| | 485 | WESTERN SURETY COMPANY | 5476 | 228 | 66105 | 34195 | 31,910 | 19% | 1940 |
| | 847 | WYNWARD INSURANCE GROUP | 45973 | 16507 | 274519 | 197594 | 76,925 | 57% | 13957 |
| | 3037 | ZENITH INSURANCE COMPANY | 82126 | 57088 | 257277 | 163497 | 93,780 | 78% | (1196) |
| 11 | 4479 | VALIDUS REINSURANCE LTD. | | | | | | | |
| | | | 23,377,874 | 15,434,029 | 140,438,746 | 107,295,097 | 33,143,649 | | 2,257,641 |

BRANCH

| | | | | | | | | | |
|----|------|---|--------|--------|---------|---------|---------|------|---------|
| | 9210 | AFFILIATED FM INSURANCE COMPANY | 49237 | 8591 | 651671 | 224452 | 427,219 | 122% | (42641) |
| 10 | 3770 | ALLIANZ GLOBAL RISKS US INSURANCE COMPANY | 230218 | 188031 | 1884137 | 1443563 | 440,574 | 90% | (59805) |
| | 4141 | ALLIED WORLD SPECIALTY INSURANCE COMPANY | 24031 | (790) | 166833 | 116927 | 49,906 | 48% | 7075 |
| | 221 | AMERICAN BANKERS INSURANCE COMPANY OF FLORIDA | 227068 | 49523 | 523159 | 369788 | 153,371 | 38% | 19200 |
| | 4019 | ASSOCIATED ELECTRIC & GAS INSURANCE SERVICES LIMITED | 13142 | 1171 | 327875 | 162054 | 165,821 | -62% | 14132 |
| | 3956 | BERKLEY INSURANCE COMPANY | 61609 | 28614 | 459847 | 314253 | 145,594 | 53% | 10698 |
| | 4133 | CHEROKEE INSURANCE COMPANY | 16452 | 8305 | 44415 | 27827 | 16,588 | 61% | 2030 |
| | 266 | CHICAGO TITLE INSURANCE COMPANY | 31550 | 7006 | 89330 | 42018 | 47,312 | 20% | 6114 |
| | 3777 | COMPAGNIE FRANCAISE D'ASSURANCE POUR LE COMMERCE EXTERIEUR | 10811 | 5644 | 98730 | 57363 | 41,367 | 34% | 4187 |
| | 593 | CONTINENTAL CASUALTY COMPANY | 153075 | 66256 | 1517985 | 820946 | 697,039 | 56% | 54836 |
| | 259 | COREPOINTE INSURANCE COMPANY | 48 | (17) | 9662 | 1240 | 8,422 | -11% | (26) |
| | 846 | ECCLESIASTICAL INSURANCE OFFICE PUBLIC LIMITED COMPANY | 40234 | 20806 | 255190 | 181010 | 74,180 | 55% | 6047 |
| | 3899 | ELECTRIC INSURANCE COMPANY | 1626 | (3155) | 87886 | 14180 | 73,706 | 61% | 1310 |
| | 9500 | EMPLOYERS INSURANCE COMPANY OF WAUSAU | 0 | 272 | 11492 | 1625 | 9,867 | 0% | 71 |
| | 223 | EULER HERMES NORTH AMERICA INSURANCE COMPANY | 29352 | 12907 | 207757 | 97965 | 109,792 | 51% | 10217 |
| | 591 | FACTORY MUTUAL INSURANCE COMPANY | 116315 | 57806 | 1419515 | 600816 | 818,699 | 29% | 123321 |

| | | | | | | | | | |
|----|--------------|--|-------------------|-------------------|--------------------|--------------------|-------------------|-------|------------------|
| | 317 | FEDERAL INSURANCE COMPANY | (13) | (77) | 134828 | 55401 | 79,427 | 44% | 3835 |
| | 2285 | FIRST AMERICAN TITLE INSURANCE COMPANY | 71 | (300) | 67860 | 13360 | 54,500 | 26% | 1942 |
| | 337 | GENERAL REINSURANCE CORPORATION | 0 | 0 | 512369 | 275133 | 237,236 | 58% | 15794 |
| | 349 | GREAT AMERICAN INSURANCE COMPANY | 20971 | 5641 | 204346 | 91786 | 112,560 | 27% | 13719 |
| | 413 | HARTFORD FIRE INSURANCE COMPANY | 8849 | 2175 | 174089 | 32235 | 141,854 | 38% | 6561 |
| | 4168 | HDI GLOBAL SE CANADA | 62968 | 46314 | 479542 | 424787 | 54,755 | 80% | 1639 |
| 13 | 4222 | LIBERTY SPECIALTY MARKETS BERMUDA LIMITED | | | | | | | |
| | 3847 | JEWELERS MUTUAL INSURANCE COMPANY | 6109 | 5222 | 23416 | 8080 | 15,336 | 73% | 331 |
| | 504 | LIBERTY MUTUAL INSURANCE COMPANY | 152004 | 161469 | 2186281 | 1361124 | 825,157 | 68% | 31539 |
| | 402 | LLOYD'S UNDERWRITERS | 1070537 | 777711 | 13224392 | 9503159 | 3,721,233 | 63% | 594133 |
| | 3580 | MITSUMI SUMITOMO INSURANCE COMPANY, LIMITED | 14912 | 3657 | 125631 | 55769 | 69,862 | 29% | 8845 |
| | 539 | MOTORS INSURANCE CORPORATION | 64789 | 32592 | 452132 | 303013 | 149,119 | 43% | 16807 |
| | 668 | MUNICH REINSURANCE AMERICA, INC. | 0 | (28) | 238893 | 82465 | 156,428 | 49% | 4392 |
| | 3738 | NATIONAL LIABILITY & FIRE INSURANCE COMPANY | 63521 | 12204 | 820241 | 361561 | 458,680 | 86% | (16010) |
| | 2883 | PROTECTIVE INSURANCE COMPANY | 1865 | 1052 | 25570 | 14498 | 11,072 | 96% | 100 |
| 15 | | RELIANCE INSURANCE COMPANY | | | | | | | |
| | 4374 | SCOR UK COMPANY LIMITED | 6549 | 1830 | 82159 | 67522 | 14,637 | 53% | 1460 |
| | 802 | SENTRY INSURANCE A MUTUAL COMPANY | 793 | 315 | 42216 | 5409 | 36,807 | 38% | 524 |
| | 72 | SOMPO JAPAN NIPPONKOA INSURANCE INC. | 4714 | 3683 | 104791 | 15894 | 88,897 | 69% | 717 |
| | 386 | ST. PAUL FIRE AND MARINE INSURANCE COMPANY | 36286 | 22819 | 679282 | 340001 | 339,281 | 60% | 14004 |
| | 4227 | STARR INSURANCE & REINSURANCE LIMITED | 55674 | 19820 | 408957 | 334009 | 74,948 | 123% | 681 |
| | 1701 | STEWART TITLE GUARANTY COMPANY | 91049 | 35744 | 306221 | 177542 | 128,679 | 39% | 14978 |
| | 4162 | SUNDERLAND MARINE INSURANCE COMPANY LIMITED (CANADA BRANCH) | 0 | 0 | 27850 | 10402 | 17,448 | 9900% | 320 |
| 16 | 3631 | T.H.E. INSURANCE COMPANY | | | | | | | |
| | 4353 | TECHNOLOGY INSURANCE COMPANY INC. | 10418 | 10858 | 59785 | 41581 | 18,204 | 131% | (941) |
| | 231 | THE AMERICAN ROAD INSURANCE COMPANY | 3441 | 832 | 31810 | 637 | 31,173 | 36% | 5168 |
| | 4157 | THE SHIPOWNERS' MUTUAL PROTECTION AND INDEMNITY ASSOCIATION (LUXEMBOURG) | 0 | 0 | 15548 | 1080 | 14,468 | 0% | 1028 |
| | 442 | TOKIO MARINE & NICHIDO FIRE INSURANCE CO., LTD. | 20607 | 11020 | 161784 | 92575 | 69,209 | 61% | 2267 |
| | 4050 | TRITON INSURANCE COMPANY | 24625 | 5291 | 238726 | 118463 | 120,263 | 32% | 9001 |
| | 2994 | VIRGINIA SURETY COMPANY, INC. | 1714 | 3363 | 99485 | 73202 | 26,283 | 38% | 2469 |
| | 309 | WESTPORT INSURANCE CORPORATION | 64781 | 27642 | 793541 | 645389 | 148,152 | 81% | (4928) |
| | 398 | XL REINSURANCE AMERICA INC. | 10484 | 3951 | 414686 | 231776 | 182,910 | 33% | 13196 |
| | 4359 | XL SPECIALTY INSURANCE COMPANY | 216314 | 156471 | 1855251 | 1159216 | 696,035 | 78% | (9992) |
| | 492 | ZURICH INSURANCE COMPANY LTD | 304173 | 373357 | 4062658 | 3106643 | 956,015 | 74% | 36080 |
| | | | 3,322,973 | 2,175,598 | 35,809,824 | 23,479,739 | 12,330,085 | | 926,425 |
| | TOTAL | | 29,407,357 | 19,273,000 | 188,801,297 | 139,500,293 | 49,301,004 | | 3,451,054 |

Life Insurance Companies

| FINANCIAL SUMMARY Year ended December 31, 2019 (in thousands) | | | ONTARIO BUSINESS | | TOTAL COMPANY | | | |
|--|---------------|---|-------------------------------|--|----------------------|-------------------------|---|-------------------------|
| Notes | Insurance No. | Name | Direct Written Premiums \$ | Benefits and payments to policyholders \$ | Total Asset \$ | Total Liabilities \$ | Excess of assets over liabilities \$ | Net Income / Loss \$ |
| EXTRA PROVINCIAL | | | | | | | | |
| 18 | 3485 | ACADIA LIFE | 0 | 0 | 0 | 0 | 0 | 0 |
| 6 | 236 | ASSUMPTION MUTUAL LIFE INSURANCE COMPANY | 42,337 | 21,326 | 1,894,640 | 1,752,886 | 141,754 | 7,817 |
| | 3296 | CANASSURANCE INSURANCE COMPANY | 5,542 | 3,054 | 15,753,400 | 12,680,700 | 3,072,700 | 4,867 |
| | 3607 | DESJARDINS FINANCIAL SECURITY LIFE ASSURANCE COMPANY | 1,185,022 | 703,996 | 46,995,882 | 44,533,312 | 2,462,570 | 680,047 |
| | 4094 | EXCELLENCE LIFE INSURANCE COMPANY, THE | 13,649 | 2,866 | 297,697 | 220,369 | 77,328 | 9,468 |
| | 2832 | FIRST CANADIAN INSURANCE CORPORATION | 0 | 0 | 0 | 0 | 0 | 0 |
| | 3924 | HUMANIA ASSURANCE INC. | 7,972 | 3,888 | 68,851,900 | 59,936,600 | 8,915,300 | 4,583 |
| | 1660 | INDUSTRIAL ALLIANCE INSURANCE AND FINANCIAL SERVICES INC. | 2,208,434 | 1,270,611 | 72,371,284 | 66,612,268 | 5,759,016 | 713,144 |
| | 3819 | LA CAPITALE CIVIL SERVICE INSURER INC. | 257,637 | 129,457 | 874,192,800 | 755,965,600 | 118,227,200 | 109,906 |
| | 4169 | LS-TRAVEL INSURANCE COMPANY | 8,014 | 3,690 | 4,054,500 | 1,781,300 | 2,273,200 | 196 |
| | 2983 | NATIONAL BANK LIFE INSURANCE COMPANY | 12,778 | 3,506 | 218,550 | 54,153 | 164,397 | 66,893 |
| | 4176 | SSQ INSURANCE COMPANY INC. | 53,126 | 12,410 | 2,624,749 | 2,313,076 | 311,673 | 33,133 |
| | 746 | SSQ, LIFE INSURANCE COMPANY INC. | 216,912 | 166,267 | 13,419,592 | 12,358,811 | 1,060,781 | 101,816 |
| | 3348 | TRANS GLOBAL LIFE INSURANCE COMPANY | 1,820 | 100 | 7,110 | 1,351 | 5,759 | 630 |
| | 3758 | UNION LIFE MUTUAL ASSURANCE COMPANY, THE | 11,882 | 1,485 | 2,468,336 | 2,215,755 | 252,581 | 4,458 |
| | | | 4,025,125 | 2,322,656 | 1,103,150,440 | 960,426,181 | 142,724,259 | 1,736,958 |
| FEDERAL | | | | | | | | |
| | 219 | ALLSTATE LIFE INSURANCE COMPANY OF CANADA | 0 | 0 | 3,715 | 14 | 3,701 | (10) |
| | 3862 | ASSURANT LIFE OF CANADA | 131,468 | 74,454 | 2,258,629 | 2,111,466 | 147,163 | 12,975 |
| | 210 | BLUE CROSS LIFE INSURANCE COMPANY OF CANADA | 73,050 | 46,787 | 1,404,094 | 1,227,981 | 176,113 | 8,128 |
| | 2825 | BMO LIFE ASSURANCE COMPANY | 637,348 | 293,570 | 12,689,222 | 11,336,443 | 1,352,779 | 157,142 |
| | 3596 | BMO LIFE INSURANCE COMPANY | 10,126 | 2,960 | 12,718,977 | 11,434,330 | 1,284,647 | 164,593 |
| | 4415 | BROOKFIELD ANNUITY COMPANY | 299,038 | 24,724 | 1,202,869 | 1,118,856 | 84,013 | 7,615 |
| | 251 | CANADIAN PREMIER LIFE INSURANCE COMPANY | 137,711 | 11,466 | 249,175 | 169,381 | 79,794 | 1,655 |
| | 3637 | CHUBB LIFE INSURANCE COMPANY OF CANADA | 152,870 | 60,353 | 111,161 | 45,132 | 66,029 | 13,299 |
| | 2692 | CIBC LIFE INSURANCE COMPANY LIMITED | 17,140 | 5,354 | 173,892 | (66,509) | 240,401 | 9,099 |
| | 1658 | CIGNA LIFE INSURANCE COMPANY OF CANADA | 13,764 | 9,726 | 117,805 | 42,420 | 75,385 | 13,276 |
| | 2658 | COMPCORP LIFE INSURANCE COMPANY | 0 | 0 | 10,000 | 963 | 9,037 | (71) |
| | 287 | CO-OPERATORS LIFE INSURANCE COMPANY | 311,206 | 174,898 | 8,608,163 | 7,265,965 | 1,342,198 | 18,312 |
| | 9204 | CUMIS LIFE INSURANCE COMPANY | 56,060 | 20,448 | 1,299,921 | 1,029,183 | 270,738 | 21,916 |
| | 3602 | FORESTERS LIFE INSURANCE COMPANY | 112,627 | 81,599 | 1,670,174 | 1,400,732 | 269,442 | (7,778) |
| | 768 | IVARI | 347,605 | 215,789 | 12,567,827 | 11,381,625 | 1,186,202 | 173,741 |
| | 516 | LONDON LIFE INSURANCE COMPANY | 1,433,792 | 714,578 | 106,873,883 | 102,128,922 | 4,744,961 | 357,132 |

| | | | | | | | | |
|---|------|--|-------------------|-------------------|----------------------|----------------------|--------------------|-------------------|
| | 3530 | MD LIFE INSURANCE COMPANY | 0 | 0 | 2,424,709 | 2,406,425 | 18,284 | 2,187 |
| | 2331 | PRIMERICA LIFE INSURANCE COMPANY OF CANADA | 163,046 | 72,577 | 4,008,634 | 3,418,977 | 589,657 | 93,885 |
| | 3068 | RBC LIFE INSURANCE COMPANY | 929,559 | 438,462 | 18,063,164 | 15,472,074 | 2,591,090 | 256,563 |
| | 67 | RELIABLE LIFE INSURANCE COMPANY | 6,361 | 5,782 | 17,558 | 8,755 | 8,803 | 261 |
| | 4467 | SCOR SE | 0 | 0 | 542,491 | 215,780 | 326,711 | (71,771) |
| | 49 | SCOTIA LIFE INSURANCE COMPANY | 3,527 | 2,530 | 29,488 | 9,073 | 20,415 | 66,742 |
| | 439 | SUN LIFE ASSURANCE COMPANY OF CANADA | 6,623,352 | 4,352,684 | 293,430,299 | 275,241,822 | 18,188,477 | 1,735,779 |
| | 3937 | SUN LIFE INSURANCE (CANADA) LIMITED | 19,908 | 28,330 | 24,061,229 | 22,144,118 | 1,917,111 | 353,151 |
| | 2967 | TD LIFE INSURANCE COMPANY | 67,110 | 23,210 | 220,578 | 135,080 | 85,498 | 4,956 |
| | 118 | THE CANADA LIFE ASSURANCE COMPANY | 2,605,403 | 1,224,120 | 232,434,506 | 219,954,399 | 12,480,107 | 1,709,258 |
| 5 | 306 | THE EMPIRE LIFE INSURANCE COMPANY | 501,536 | 347,623 | 17,261,842 | 15,322,000 | 1,939,842 | 184,740 |
| | 312 | THE EQUITABLE LIFE INSURANCE COMPANY OF CANADA | 511,058 | 245,704 | 5,078,797 | 4,187,550 | 891,247 | 108,914 |
| | 9404 | THE GREAT-WEST LIFE ASSURANCE COMPANY | 3,276,704 | 2,401,665 | 370,663,854 | 347,301,856 | 23,361,998 | 2,693,466 |
| | 600 | THE MANUFACTURERS LIFE INSURANCE COMPANY | 5,047,021 | 4,093,471 | 809,378,190 | 751,371,358 | 58,006,832 | 6,195,218 |
| 7 | 478 | THE WAWANESA LIFE INSURANCE COMPANY | 26,262 | 19,108 | 1,647,032 | 1,404,589 | 242,443 | 3,652 |
| | 1641 | WESTERN LIFE ASSURANCE COMPANY | 34,345 | 11,666 | 318,674 | 254,030 | 64,644 | (4,457) |
| | | | 23,548,997 | 15,003,638 | 1,941,540,552 | 1,809,474,790 | 132,065,762 | 14,283,568 |
| | | BRANCH | | | | | | |
| | 209 | AETNA LIFE INSURANCE COMPANY | 294 | 112 | 92776 | 18422 | 74354 | 2877 |
| | 558 | ALLIANZ LIFE INSURANCE COMPANY OF NORTH AMERICA | 8 | 57 | 41415 | 20585 | 20830 | 431 |
| | 676 | AMERICAN BANKERS LIFE ASSURANCE COMPANY OF FLORIDA | 152666 | 16739 | 231429 | 113928 | 117501 | 12665 |
| | 3457 | AMERICAN HEALTH AND LIFE INSURANCE COMPANY | 5280 | 617 | 50715 | 14169 | 36546 | 5768 |
| | 1712 | AMERICAN INCOME LIFE INSURANCE COMPANY | 44830 | 8396 | 521978 | 143841 | 378137 | 43024 |
| | 311 | AXA EQUITABLE LIFE INSURANCE COMPANY | 28 | 6 | 75095 | 21502 | 53593 | 3818 |
| | 269 | COMBINED INSURANCE COMPANY OF AMERICA | 44917 | 15972 | 952405 | 307258 | 645147 | 25012 |
| | 279 | CONNECTICUT GENERAL LIFE INSURANCE COMPANY | 1329 | 800 | 172997 | 117633 | 55364 | (7123) |
| | 3499 | GERBER LIFE INSURANCE COMPANY | 1520 | 309 | 57237 | 44699 | 12538 | (4517) |
| | 520 | JACKSON NATIONAL LIFE INSURANCE COMPANY | 2 | 25 | 9713 | 7295 | 2418 | (542) |
| | 1605 | LIBERTY LIFE ASSURANCE COMPANY OF BOSTON | 503 | 396 | 14402 | 4603 | 9799 | 20 |
| | 505 | LIFE INSURANCE COMPANY OF NORTH AMERICA | 311 | 15720 | 204108 | 102623 | 101485 | 9229 |
| | 4378 | MANULIFE ASSURANCE COMPANY OF CANADA | 119 | 26901 | 1720024 | 1651980 | 68044 | 999 |
| | 530 | METROPOLITAN LIFE INSURANCE COMPANY | 0 | 0 | 110309 | 1296 | 109013 | 1095 |
| | 9553 | NEW YORK LIFE INSURANCE COMPANY | 36584 | 12520 | 553059 | 159948 | 393111 | (4402) |
| | 3024 | PAVONIA LIFE INSURANCE COMPANY OF MICHIGAN | 1611 | 312 | 53387 | 15493 | 37894 | 1180 |
| 8 | 414 | TALCOTT RESOLUTION LIFE INSURANCE COMPANY | 0 | 0 | 0 | 0 | 0 | 0 |
| | 459 | UNITED AMERICAN INSURANCE COMPANY | 48 | 163 | 14290 | 3996 | 10294 | (73) |
| | | | 290,050 | 99,045 | 4,875,339 | 2,749,271 | 2,126,068 | 89,461 |
| | | TOTAL | 27,864,172 | 17,425,339 | 3,049,566,331 | 2,772,650,242 | 276,916,089 | 16,109,987 |

Reinsurance Companies

| FINANCIAL SUMMARY Year ended December 31, 2019 (in thousands) | | | ONTARIO BUSINESS | | TOTAL COMPANY | | | | |
|--|---------------|--|-------------------------------|------------------------------|-------------------|----------------------|--|--|-------------------------|
| | | | Direct Written Premiums | Direct Claims Incurred | Total Asset | Total Liabilities | Excess of assets over liabilities | Claims Incurred to earned premium | Net Income / Loss |
| Notes | Insurance No. | Name | \$ | \$ | \$ | \$ | \$ | % | \$ |
| ONTARIO | | | | | | | | | |
| | 687 | FARM MUTUAL REINSURANCE PLAN INC. | 139,879 | 128,004 | 907,503 | 494,659 | 412,844 | 107% | 988 |
| | | | 139,879 | 128,004 | 907,503 | 494,659 | 412,844 | | 988 |
| EXTRA PROVINCIAL | | | | | | | | | |
| | 1351 | OPTIMUM REASSURANCE INC. | 63,129 | 14,010 | 2,687,839 | 0 | 2,687,839 | 0% | 15,559 |
| | | | 63,129 | 14,010 | 2,687,839 | 0 | 2,687,839 | | 15,559 |
| FEDERAL | | | | | | | | | |
| | 4351 | ARCH REINSURANCE COMPANY | 9,637 | (683) | 137,848 | 88,435 | 49,413 | 21% | 5,871 |
| 17 | 3743 | ASPEN INSURANCE UK LIMITED | 7,430 | (5,769) | 270,777 | 228,331 | 42,446 | 10% | 10,245 |
| | 541 | MUNICH REINSURANCE COMPANY OF CANADA | 88,147 | 35,681 | 1,046,291 | 849,650 | 196,641 | 68% | 18,727 |
| | 4418 | PACIFIC LIFE RE LIMITED | 2,812 | 629 | 97,009 | 11,991 | 85,018 | 0% | (3,747) |
| | 4155 | PARTNER REINSURANCE COMPANY OF THE U.S. | 36,150 | 20,828 | 546,368 | 308,178 | 238,190 | 66% | 19,487 |
| | 4066 | PARTNERRE LIFE REINSURANCE COMPANY OF CANADA | 178,651 | 28,193 | 767,692 | 680,008 | 87,684 | 0% | 8,612 |
| | 2491 | RGA LIFE REINSURANCE COMPANY OF CANADA | 661,473 | 167,909 | 10,373,713 | 9,447,416 | 926,297 | 0% | (293,300) |
| | 496 | SCOR CANADA REINSURANCE COMPANY | 59,584 | 41,728 | 572,276 | 411,229 | 161,047 | 63% | 15,657 |
| | 245 | SUECIA REINSURANCE COMPANY | 0 | 259 | 6,451 | 1,966 | 4,485 | 0% | (571) |
| | 3039 | THE CANADA LIFE INSURANCE COMPANY OF CANADA | 826,768 | 365,837 | 16,416,604 | 15,147,075 | 1,269,529 | 0% | 69,372 |
| | | | 1,870,652 | 654,612 | 30,235,029 | 27,174,279 | 3,060,750 | | (149,647) |
| BRANCH | | | | | | | | | |
| | 3510 | AMERICAN AGRICULTURAL INSURANCE COMPANY | 4,411 | (591) | 66,508 | 26,475 | 40,033 | 40% | 6,762 |
| | 4072 | AXIS REINSURANCE COMPANY | 15,200 | 26,485 | 500,199 | 388,380 | 111,819 | 64% | 7,210 |
| | 4331 | BRITISH INSURANCE COMPANY OF CAYMAN | 45,281 | 27,278 | 524,146 | 183,615 | 340,531 | 0% | 26,291 |
| | 3285 | CATALINA GENERAL INSURANCE LTD. | 7 | 6 | 11,379 | 2,822 | 8,557 | -1880% | 196 |
| | 4419 | CCR RE | 18,330 | 7,685 | 275,148 | 159,754 | 115,394 | 61% | 10,633 |
| | 3344 | EMPLOYERS REASSURANCE CORPORATION | 72,724 | 53,165 | 891,770 | (86,624) | 978,394 | 0% | 92,504 |
| | 409 | EVEREST REINSURANCE COMPANY | 121,574 | 31,744 | 1,196,742 | 628,370 | 568,372 | 60% | 25,428 |
| | 111 | GENERAL RE LIFE CORPORATION | 645 | 555 | 19,165 | 2,083 | 17,082 | 0% | 975 |
| | 4356 | HANNOVER RE (IRELAND) DAC | 1,945 | 99 | 128,383 | 91,424 | 36,959 | 0% | (9,557) |
| | 9768 | HANNOVER RÜCK SE | 237,401 | 98,651 | 1,584,341 | 989,405 | 594,936 | 65% | 37,617 |
| | 3951 | MAPFRE RE COMPANIA DE REASEGUROS, S.A. | 11,888 | 4,029 | 79,147 | 29,386 | 49,761 | 44% | 6,165 |

| | | | | | | | | |
|------|---|------------------|------------------|-------------------|-------------------|-------------------|------|----------------|
| 333 | Metropolitan Tower Life Insurance Company | 116,260 | 79,771 | 2,597,574 | 1,148,146 | 1,449,428 | 0% | 134,499 |
| 540 | MUNICH REINSURANCE COMPANY | 800,793 | 214,083 | 7,780,463 | 3,735,515 | 4,044,948 | 68% | 113,934 |
| 549 | NATIONWIDE MUTUAL INSURANCE COMPANY | 0 | (4) | 7,255 | 1,549 | 5,706 | 0% | (188) |
| 3042 | ODYSSEY REINSURANCE COMPANY | 23,943 | 11,762 | 413,761 | 243,764 | 169,997 | 52% | 5,144 |
| 4037 | PARTNER REINSURANCE COMPANY LTD. | 10,005 | 2,015 | 363,743 | 290,846 | 72,897 | 0% | 7,914 |
| 1152 | RELIASTAR LIFE INSURANCE COMPANY | 0 | 0 | 42,790 | 7,748 | 35,042 | 0% | 61 |
| 2515 | SCOR GLOBAL LIFE | 0 | 0 | 0 | 0 | 0 | 0% | 0 |
| 2965 | SIRIUS AMERICA INSURANCE COMPANY | 2,888 | 83 | 133,651 | 36,320 | 97,331 | 101% | (3,134) |
| 440 | SWISS REINSURANCE COMPANY LTD | 636,847 | -55727 | 11,006,223 | 8,122,555 | 2,883,668 | 645% | 100,427 |
| 3332 | THE TOA REINSURANCE COMPANY OF AMERICA | 14,995 | 9,426 | 224,391 | 162,594 | 61,797 | 76% | 2,885 |
| 708 | TRANSATLANTIC REINSURANCE COMPANY | 35,513 | 11,634 | 753,772 | 274,691 | 479,081 | 34% | 37,472 |
| 4433 | WILTON RE (CANADA) LIMITED | 721 | 2894 | 69,065 | 56,206 | 12,859 | 0% | (16) |
| | | 2,171,371 | 525,043 | 28,669,616 | 16,495,024 | 12,174,592 | | 603,222 |
| | TOTAL | 4,245,031 | 1,321,669 | 62,499,987 | 44,163,962 | 18,336,025 | | 470,122 |

*This table lists only those companies which are licensed solely for the business of reinsurance.

Fraternal Societies

| FINANCIAL SUMMARY Year ended December 31, 2019 (in thousands) | | | ONTARIO BUSINESS | | TOTAL COMPANY | | | |
|--|---------------|---|----------------------------|--|-------------------|----------------------|--|-------------------------|
| | | | Direct Written Premiums | Benefits and payments to policyholders | Total Asset | Total Liabilities | Excess of assets over liabilities | Net Income / Loss |
| Notes | Insurance No. | Name | \$ | \$ | \$ | \$ | \$ | \$ |
| ONTARIO | | | | | | | | |
| | 17 | GUARANTEED FUNERAL DEPOSITS OF CANADA (FRATERNAL) | 0 | 0 | 733,727 | 726,875 | 6,852 | 1254 |
| | | | 0 | 0 | 733,727 | 726,875 | 6,852 | 1254 |
| FEDERAL | | | | | | | | |
| | 141 | ACTRA FRATERNAL BENEFIT SOCIETY | 846 | 7,433 | 831,415 | 807,173 | 24,242 | 3267 |
| | 870 | FAITHLIFE FINANCIAL | 16,515 | 10,460 | 396,336 | 356,473 | 39,863 | (687) |
| 3 | 33 | SONS OF SCOTLAND BENEVOLENT ASSOCIATION | 0 | 0 | 0 | 0 | 0 | 0 |
| | 28 | TEACHERS LIFE INSURANCE SOCIETY (FRATERNAL) | 19,088 | 9,183 | 88,020 | 64,922 | 23,098 | 2330 |
| | 18 | THE GRAND ORANGE LODGE OF BRITISH AMERICA | 906 | 1,087 | 28,970 | 22,715 | 6,255 | 439 |
| | 20 | THE INDEPENDENT ORDER OF FORESTERS | 30,313 | 16,360 | 18,520,419 | 16,434,384 | 2,086,035 | 92749 |
| | 23 | TORONTO POLICE WIDOWS AND ORPHANS FUND | 1,739 | 2,847 | 123,191 | 111,373 | 11,818 | 469 |
| 4 | 34 | UFSC HERITAGE LIFE INSURANCE FRATERNAL SOCIETY | 4 | 19 | 9,323 | 7,986 | 1,337 | (77) |
| | | | 69,411 | 47,389 | 19,997,674 | 17,805,026 | 2,192,648 | 98,490 |
| BRANCH | | | | | | | | |
| | 13 | CROATIAN FRATERNAL UNION OF AMERICA | 264 | 515 | 16,654 | 14,062 | 2,592 | (128) |
| | 21 | KNIGHTS OF COLUMBUS | 83,670 | 42,930 | 4,100,404 | 3,388,336 | 712,068 | (121,598) |
| | 30 | THE ROYAL ARCANUM, SUPREME COUNCIL OF | 84 | 109 | 11,876 | 8,519 | 3,357 | 134 |
| | 37 | UKRAINIAN NATIONAL ASSOCIATION | 18 | 68 | 9,025 | 5,650 | 3,375 | 91 |
| | 40 | UNITED COMMERCIAL TRAVELERS OF AMERICA, ORDER OF | 0 | 11 | 1,875 | 230 | 1,645 | 497 |
| | | | 84,036 | 43,633 | 4,139,834 | 3,416,797 | 723,037 | (121,004) |
| TOTAL | | | 153,447 | 91,022 | 24,871,235 | 21,948,698 | 2,922,537 | (21,260) |

Reciprocal or Interinsurance Exchanges

| FINANCIAL SUMMARY Year ended December 31, 2019 (in thousands) | | | ONTARIO BUSINESS | | TOTAL COMPANY | | | | |
|--|---------------|--|-------------------------------|------------------------------|------------------|----------------------|--|--|-------------------------|
| | | | Direct Written Premiums | Direct Claims Incurred | Total Asset | Total Liabilities | Excess of assets over liabilities | Claims Incurred to earned premium | Net Income / Loss |
| Notes | Insurance No. | Name | \$ | \$ | \$ | \$ | \$ | % | \$ |
| ONTARIO | | | | | | | | | |
| | 1650 | CANADIAN UNIVERSITIES RECIPROCAL INSURANCE EXCHANGE | 11,315 | 12,827 | 170,941 | 80,756 | 90,185 | 88% | 6,258 |
| | 2152 | COMMUNITY NEWSPAPERS RECIPROCAL INSURANCE EXCHANGE | 98 | 24 | 519 | 183 | 336 | 29% | (85) |
| | 1593 | HEALTHCARE INSURANCE RECIPROCAL OF CANADA | 153,355 | 215,913 | 1,704,523 | 1,180,256 | 524,267 | 142% | (15,164) |
| | 1741 | MUNICIPAL ELECTRIC ASSOCIATION RECIPROCAL INSURANCE EXCHANGE | 14,091 | 10,137 | 127,687 | 43,151 | 84,536 | 77% | 3,103 |
| | 1725 | ONTARIO MUNICIPAL INSURANCE EXCHANGE | 0 | (5,674) | 160,822 | 121,746 | 39,076 | 0% | 6,057 |
| | 1577 | ONTARIO SCHOOL BOARDS' INSURANCE EXCHANGE | 31,079 | 30,956 | 245,101 | 118,104 | 126,997 | 81% | 11,355 |
| | 3682 | POULTRY INSURANCE EXCHANGE RECIPROCAL OF CANADA | 4,241 | (261) | 20,638 | 2,805 | 17,833 | -8% | 3,738 |
| | | | 214,179 | 263,922 | 2,259,290 | 1,547,001 | 883,230 | | 15,262 |
| EXTRA PROVINCIAL | | | | | | | | | |
| | 3918 | CANADIAN AIRPORTS RECIPROCAL INSURANCE EXCHANGE (CARIE) | 245 | 0 | 7,849 | 3,237 | 4,612 | 22% | 730 |
| | 4204 | CANADIAN EGG INDUSTRY RECIPROCAL ALLIANCE | 0 | 0 | 20,255 | 3,346 | 16,909 | 42% | 2,025 |
| | 1576 | CANADIAN LAWYERS LIABILITY ASSURANCE SOCIETY | 5,951 | 1,243 | 87,070 | 73,450 | 13,620 | -50% | 1,205 |
| | | | 6,196 | 1,243 | 115,174 | 80,033 | 35,141 | | 3,960 |
| TOTAL | | | 220,375 | 265,165 | 2,374,464 | 1,627,034 | 918,371 | | 19,222 |

Financial Summary Notes

| Notes No. | Insurer Type | Notes |
|-----------|------------------------------|--|
| 1 | Farm Mutual P&C | Norfolk Mutual Insurance Company amalgamated with Wabisa Mutual Insurance Company to form Nova Mutual Insurance Company effective January 1, 2019 |
| 2 | Farm Mutual P&C | Tradition Mutual Insurance Company added Aircraft Class effective April 1, 2019 |
| 3 | Fraternal | Sons of Scotland Benevolent Association licence was cancelled effective February 7, 2019 |
| 4 | Fraternal - Life | Ukrainian Fraternal Society of Canada changed its legal name to UFSC Heritage Life Insurance Fraternal Society effective August 1, 2019 |
| 5 | Life | The Empire Life Insurance Company added Credit Class effective July 2, 2019 |
| 6 | Life | Assumption Mutual Life Insurance Company added Credit Protection Class effective February 5, 2019 |
| 7 | Life | The Wawanesa Life Insurance Company added Credit Protection Class effective November 15, 2019 |
| 8 | Life | Talcott Resolution Life Insurance Company licence was cancelled effective April 30, 2019 |
| 9 | P&C | Sovereign General Insurance Company removed reinsurance condition |
| 10 | P&C | Allianz Global Risks US Insurance Company added Fidelity Class |
| 11 | P&C | Validus Reinsurance Ltd. was added as a new Licence effective December 19, 2019; no financial information received |
| 12 | P&C | International Insurance Company of Hannover SE changed its legal name to HDI Global Specialty SE effective January 8, 2019 |
| 13 | P&C | Ironshore Insurance Ltd. Legal changed its legal name to Liberty Specialty Markets Bermuda Limited effective March 19, 2019; no financial information received |
| 14 | P&C | Red River Valley Mutual Insurance Company changed its legal name to Red River Mutual Insurance Company effective April 16, 2019 |
| 15 | P&C | Reliance Insurance Company licence was cancelled effective February 7, 2019 |
| 16 | P&C | T.H.E Insurance Company licence was cancelled effective December 13, 2019 |
| 17 | Reinsurer - Life and General | Aspen Insurance UK added Credit Protection Class effective December 22, 2019 |
| 18 | Life | Acadia Life no financial information received |